



पुर्णा International School

Shree Swaminarayan Gurukul, Zundal

Class : Senior K.G

Hindi

Sample Book

2020 – 21

Prepared by Shuchi Chavda

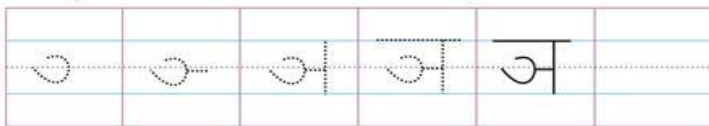
स्वर						
अ अनार 	आ आम 	इ इमली 	ई ईख 	उ उल्लू 	ऊ ऊन 	ऋ ऋषि 
ए एकतारा 	ऐ ऐनक 	ओ ओखली 	औ औरत 	अं अंगूर 	अः नमः 	

व्यंजन						
क कलम 	ख खटिया 	ग गदा 	घ घड़ियाल 	ङ		
च चरखा 	छ छड़ी 	ज जलेबी 	झ झरना 	ञ		
ट टमाटर 	ठ ठेरा 	ड डमरू 	ढ ढकना 	ण बाण 		
त तराजू 	थ थन 	द दवात 	ध धनुष 	न नल 		
प पतंग 	फ फव्वारा 	ब बतख 	भ भरनी 	म मछली 		
य यज्ञ 	र रथ 	ल लट्ठू 	व वजन 	श शलगम 		
	ष षट्कोण 	स सरौता 	ह हथौड़ी 			
क्ष क्षत्रिय 	त्र त्रिशूल 	ज्ञ ज्ञानी 	श्र श्रमिक 			

ज - (NJA)

ज
(Nja)

Steps to write the letter "ज"



ज ज ज ज ज ज ज

ज ज ज ज ज ज ज

Blank handwriting practice row with a dotted midline.

Blank handwriting practice row with a dotted midline.

Blank handwriting practice row with a dotted midline.

Blank handwriting practice row with a dotted midline.

ਟ , ਠ

ਟ ਸੇ



ਟਮਾਟਰ



ਟਬ

ਠ ਸੇ



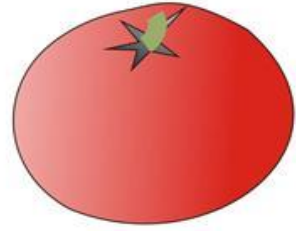
ਠਠੇਰਾ



ਠਗ





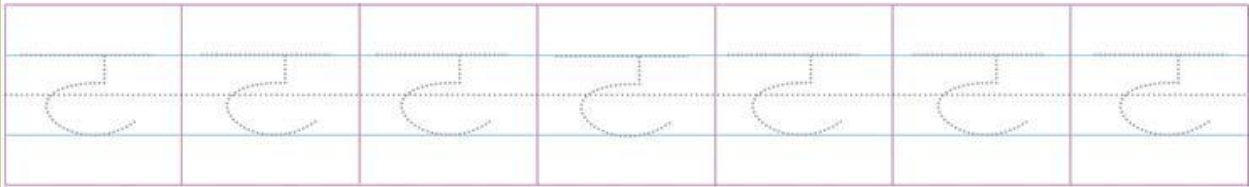

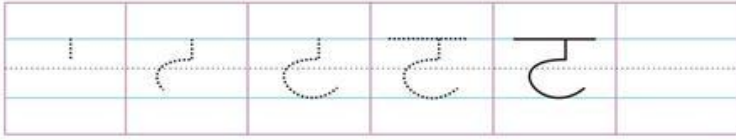
ट - (TA)

TA as in Target



टमाटर
Tamatar
(Tomato)

Steps to write the letter "ट"






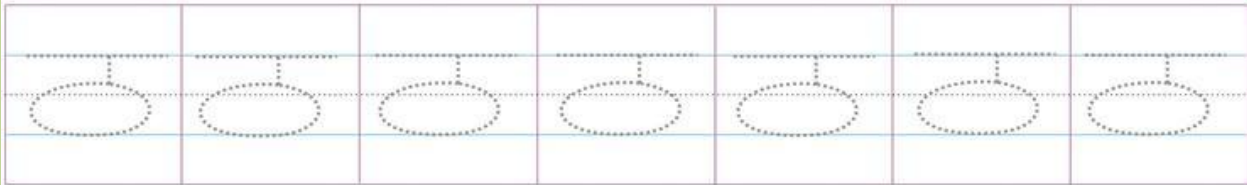

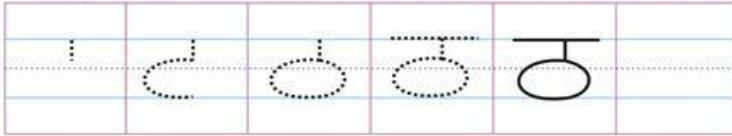
ਠ – (TTA)

TTA as in Hut



ਠਘਾ
Thappa
(Stamp)

Steps to write the letter “ਠ”



क से ठ तक लिखो ।

क				
ख				
ग				
घ				
ङ				
च				
छ				
ज				
झ				
ट				
ठ				

ड , ढ, ण

ड से



डमरू



डफ़ली

ढ से



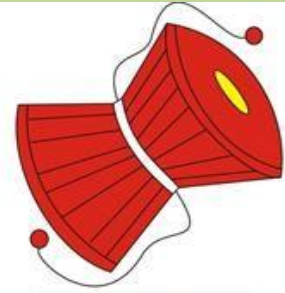
ढोलक



ढक्कन

ड - (DA)

DA as in Dark


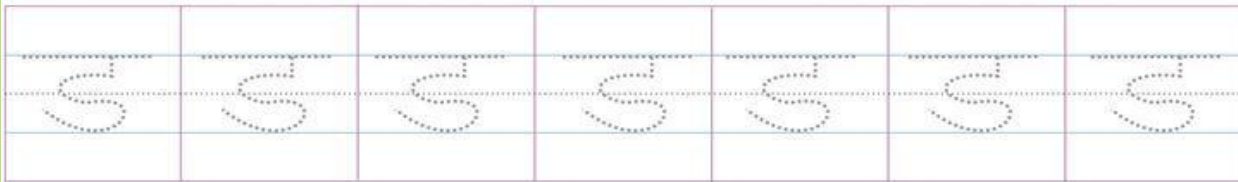
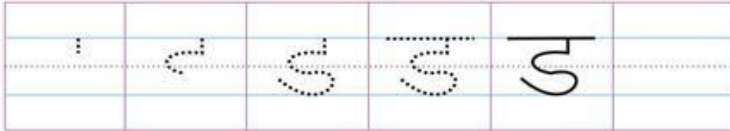


डमरू

Damaroo

(Drum)

Steps to write the letter "ड"

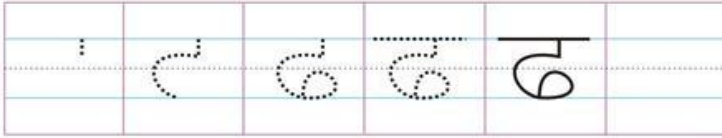


ढ - (DDA)

DDA as in Red



Steps to write the letter "ढ"



ढक्कन
Dhakkan
(Lid)

ढ ढ ढ ढ ढ ढ ढ

ढ ढ ढ ढ ढ ढ ढ

Blank handwriting practice row

Blank handwriting practice row

Blank handwriting practice row

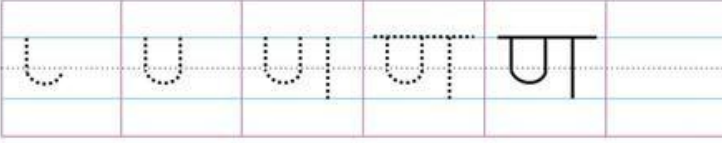
Blank handwriting practice row

ण - (NHA)

NHA as in Communal



Steps to write the letter "ण"



बाण
Bhan
(Arrow)

ण ण ण ण ण ण ण

ण ण ण ण ण ण ण

रिक्त स्थान भरो ।

क			घ	
	छ			
				ण

चित्र देखकर पहेला अक्षर लिखो ।





चित्र देखकर पहला अक्षर लिखो ।

