



पु.ना International School
Shree Swaminarayan Gurukul, Zundal

Grade -Sr.KG

Hindi

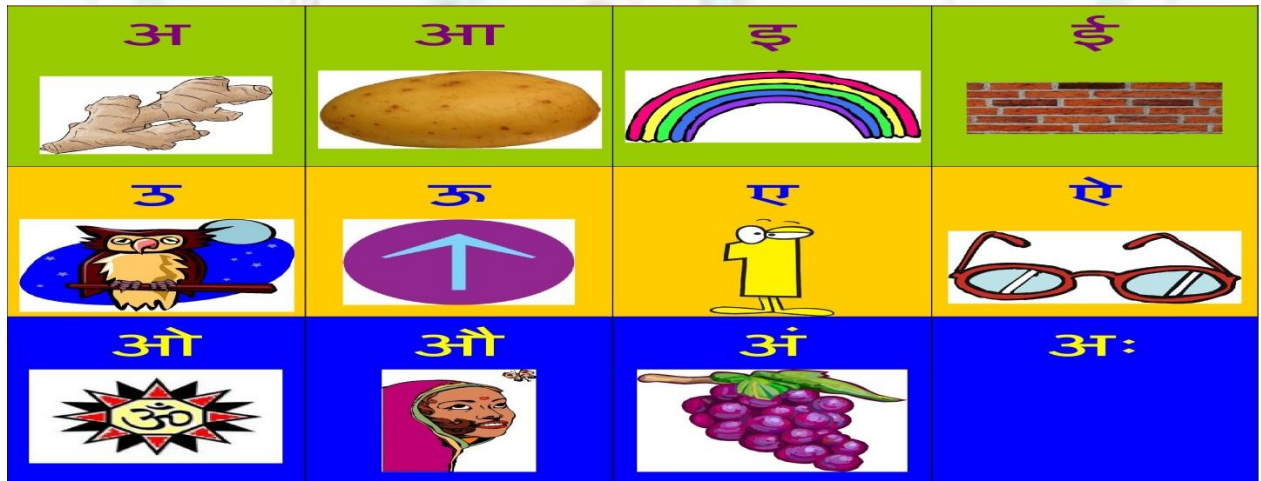
Specimen

copy

Year 21-22

INDEX

Sr. No.	Month	Topic	Sign
1	April - May	अ से अः	
2		चित्र देखकर सही स्वर लिखो ।	
3		चित्र में रंग भरे।	
4		रिक्त स्थान भरो ।	
5		अक्षर से चित्र मिलाए ।	
6		सही अक्षर पर गोला करें ।	




Video of hindi swar and rhyme.

<https://www.youtube.com/watch?v=TM83zp1AkUM>

<https://www.youtube.com/watch?v=ZmtLzRJh8n8>

अ

अ से अनार हमेशा खाओ।
बीमारी को दूर भगाओ॥



अजगर



अमरूद

अनार

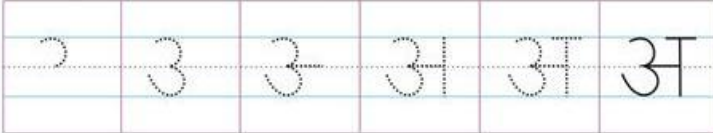
अ - (A)

A as in Animal



अनार
Anaar
(Pomegranate)

Steps to write the letter "अ"



अ अ अ अ अ अ अ

अ अ अ अ अ अ अ

Blank handwriting practice row with four cells.

Blank handwriting practice row with four cells.

Blank handwriting practice row with four cells.

Blank handwriting practice row with four cells.

आ



आम



आडू



आग



आधा



आटा

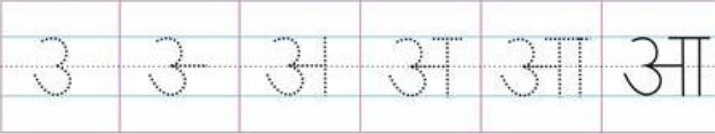
आ - (AA)

A as in Accident



आम
Aam
(Mango)

Steps to write the letter "आ"



आ आ आ आ आ आ आ

आ आ आ आ आ आ आ

Blank handwriting practice row with three lines.

Blank handwriting practice row with three lines.

Blank handwriting practice row with three lines.

Blank handwriting practice row with three lines.

इ



इत्र



इमली



इक्का



इलाइची



इडली

इ - (I)


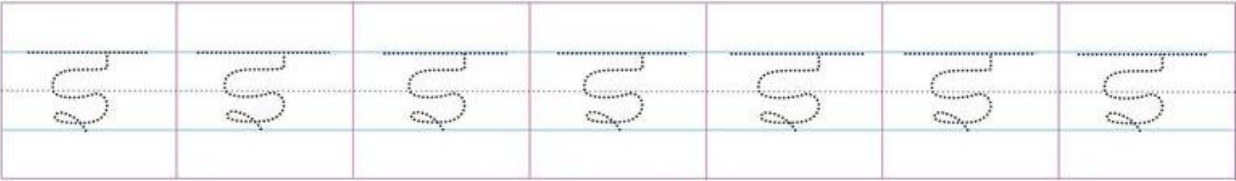
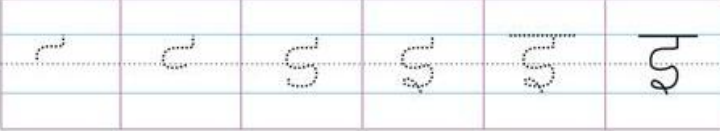
I as in India




इमली

Imali
(Tamarind)

Steps to write the letter "इ"



ई



ईश्वर (ईश)



ईख



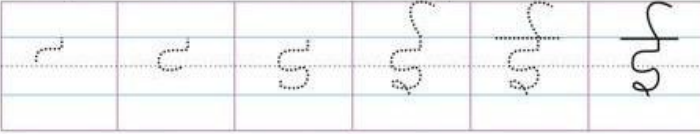
ईद

ई - (EE)

EE as in seen







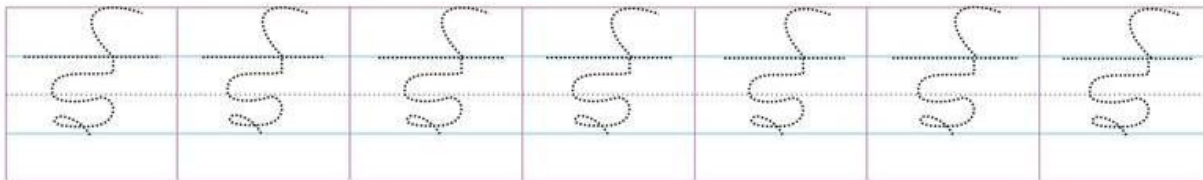
Steps to write the letter "ई"



ईख

Eekh

(Sugarcane)




उ



उल्लू



उस्तरा



उबलना



उड़ना



उतरना



उल्टा

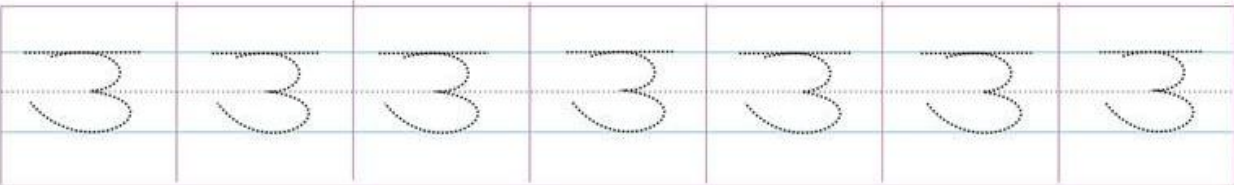

ਤ - (U)

U as in put



ਤਲੂ
Ulluu
(Owl)



Steps to write the letter "ਤ"



ऊ



ऊपर



ऊन



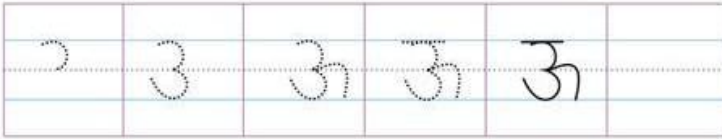
ऊदबिलाव

ऊ - (00)

00 as in Spoon







Steps to write the letter "ऊ"



ऊन

Oon
(wool)





ऋ - (RI)

RI as in Rewind



ऋषि
Rishi
(Sage)

Steps to write the letter "ऋ"



ऋ	ऋ	ऋ	ऋ	ऋ	ऋ	ऋ
---	---	---	---	---	---	---


ऋ	ऋ	ऋ	ऋ	ऋ	ऋ	ऋ
---	---	---	---	---	---	---

चित्र देखकर सही स्वर लिखो ।



Activity : चित्र में रंग भरे।

अ से




अनाार

आ से




आम

उ से उल्लू



ऊ से



ऊन

ए




एड़ी




एकतारा



एक



एक्का



एक्का

ए

– (AE)

AE as in **Aerobics**

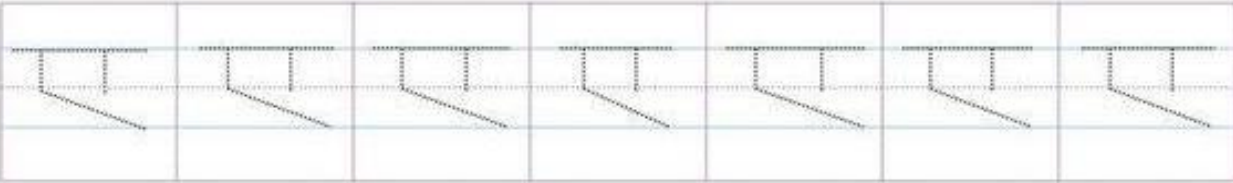


Steps to write the letter "ए"



एक

Aek
(One)



ऐ



ऐरावत
(इंद्र का वाहन)



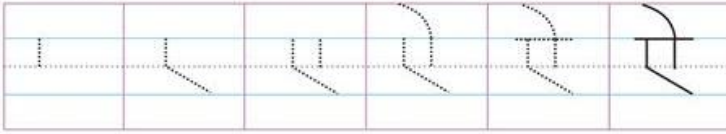
ऐनक

ऐ — (AAE)
AAE as in Ace



ऐनक
Aenak
(Spectacles)

Steps to write the letter "ऐ"



ऐ ऐ ऐ ऐ ऐ ऐ ऐ

ऐ ऐ ऐ ऐ ऐ ऐ ऐ

Blank handwriting practice lines.

Blank handwriting practice lines.

Blank handwriting practice lines.

Blank handwriting practice lines.

ओ

ॐ

ओडम



ओखली



ओला



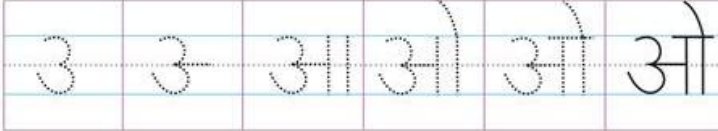
ओस

ओ - (O)

O as in Orange



Steps to write the letter "ओ"



ओस
Os
(Dew)

ओ ओ ओ ओ ओ ओ ओ

ओ ओ ओ ओ ओ ओ ओ

Blank handwriting practice row with three lines.

Blank handwriting practice row with three lines.

Blank handwriting practice row with three lines.

Blank handwriting practice row with three lines.

औ



औरत



औज़ार



औडी

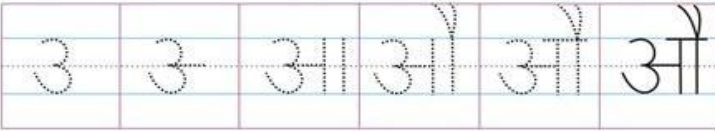
औ - (OW)

OW as in Cow



औषध
Owshadh
(Medicine)

Steps to write the letter "औ"



औ औ औ औ औ औ औ

औ औ औ औ औ औ औ


औ औ औ औ औ औ औ

औ औ औ औ औ औ औ

औ औ औ औ औ औ औ

औ औ औ औ औ औ औ

अं



अंडा



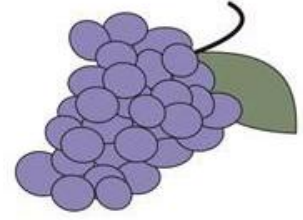
अंगूर



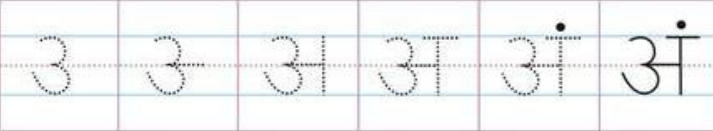
अंजीर

अं - (AM)

AM as in Umbrella



Steps to write the letter "अं"



अंगूर
Angoor
(Grapes)

अं अं अं अं अं अं अं

अं अं अं अं अं अं अं

Blank handwriting practice row with four boxes.

Blank handwriting practice row with four boxes.

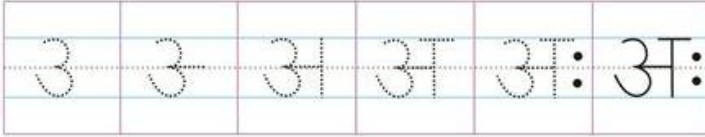
Blank handwriting practice row with four boxes.

Blank handwriting practice row with four boxes.

अः - (AHA)

अः

Steps to write the letter "अः"



AHA

(Rare usage in English)

अः अः अः अः अः अः अः

अः अः अः अः अः अः अः



Blank handwriting practice row with four boxes.




Blank handwriting practice row with four boxes.

Blank handwriting practice row with four boxes.

Blank handwriting practice row with four boxes.

चित्र देखकर सही स्वर लिखो ।





Activity : चित्र में रंग भरे।

ए

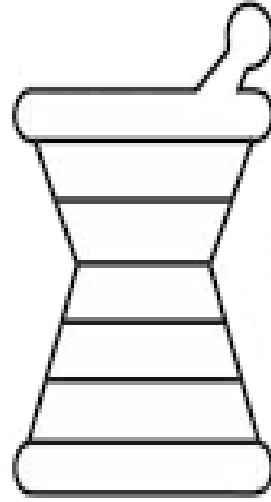
से



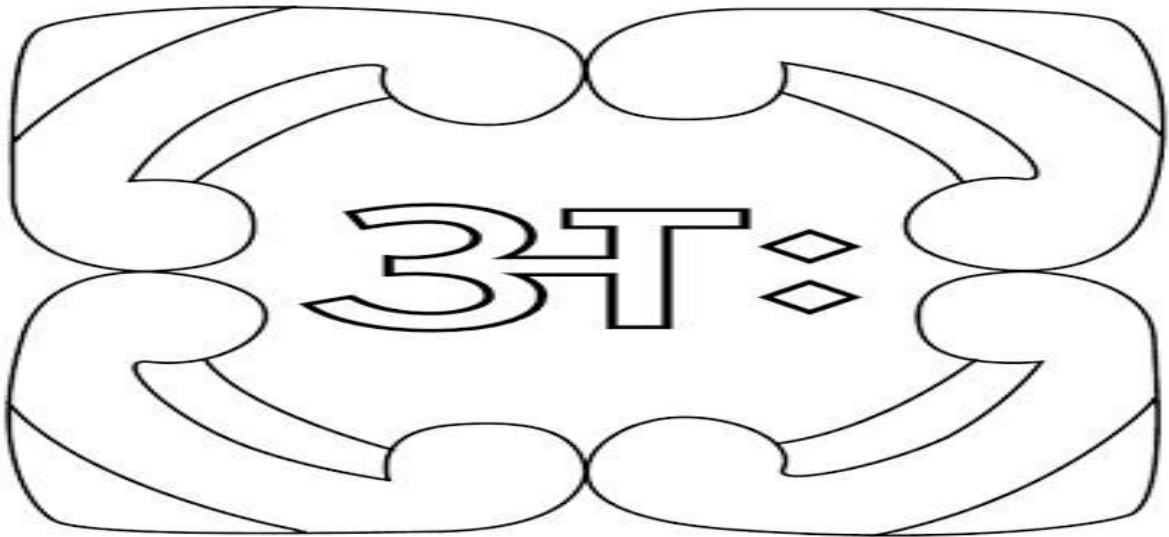
एक

ओ

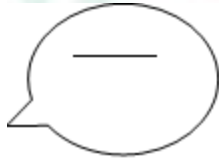
से



ओखली



अ से अ : तक लिखो।



रिक्त स्थान भरो ।

	आ		
उ		ए	
	ओ		

अक्षर से चित्र मिलाए ि

अ
औ
आ
ए
उ
अं
ए
ऊ



सही अक्षर पर गोला करें ।



Thank
You