



पुना International School

Shree Swaminarayan Gurukul, Zundal

CBSE BOARD Affiliation No : 430248



























Sr. KG English

April May 24 - 25



Capital and Small alphabets Aa to Zz

There are 26 alphabets

		Aa 	Bb 	Cc 
Dd 	Ee 	Ff 	Gg 	Hh 
Ii 	Jj 	Kk 	Ll 	Mm 
Nn 	Oo 	Pp 	Qq 	Rr 
Ss 	Tt 	Uu 	Vv 	Ww 
Xx 	Yy 	Zz 		



Look at the picture and write its first letter.



— pple




— all



— at



— og



— y y



— ish



— ate





— at



Vowels and Consonants

There are 5 vowels and rest all alphabets are called consonants.

Vowels : a,e,i,o,u



A a

E e





Fill in the missing vowels




r _ _ t



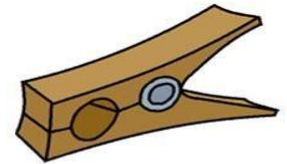
j _ _ g



b _ _ n



p _ _ d



p _ _ g



h _ _ g



f _ _ x



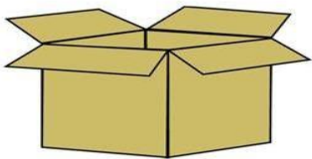
f _ _ n



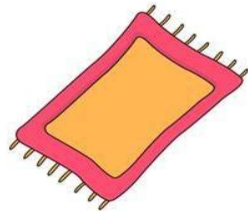
b _ _ d



f _ _ t



b _ _ x



r _ _ g



s _ _ d



p _ _ n



w _ _ t



Unscramble the word



tca



gaw



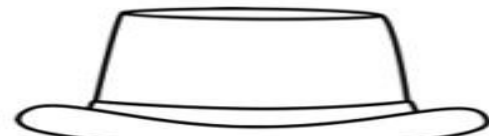
hma



apn




gat



tha



mja



nva



mta



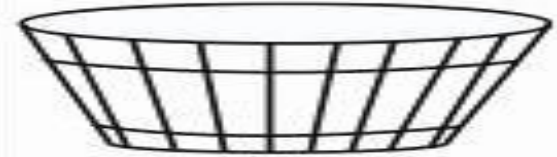
Look at the picture and write the correct word in the box given



cat sat hat



my bat rat



mat vat at



bat see sat



vat Nat bat



a sat hat



mat bat the



sat rat cat



pat rat fat



Rhyming words

Two words that sound alike are called **rhyming words**.









Rhyming words



hen  ten 

jug  mug 

van  fan 

wing  swing 

hut  nut 

bell  shell 



Circle the rhyming words

sun	top	ten	hat	fun
top	fit	pot	mob	set
mat	tin	rat	nut	bun
pin	sail	cat	tin	road
vet	vat	set	pop	bit
dog	fog	fur	man	sat
how	hoe	dog	cow	can
dad	dup	top	how	had



A and An

A

An



A Girl



An Orange



Use A or An



1. _____ cat.



7. _____ eye.




2. _____ elephant.



8. _____ ball.



3. _____ cake.



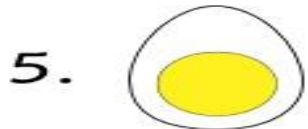
9. _____ book.



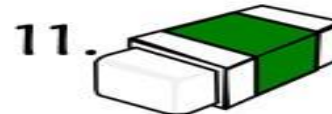
4. _____ candy.



10. _____ orange.



5. _____ egg.



11. _____ eraser.



6. _____ tree.



12. _____ dog.



Myself

Self Introduction

What's your name?

Hello! My name is _____.



How old are you?

I am _____ years old.



How are you?

I'm _____.



Where are you from?

I'm from _____.



Where do you live?

I live in _____.



What school do you go to?

I go to _____ school.

What subject do you like?

I like _____.



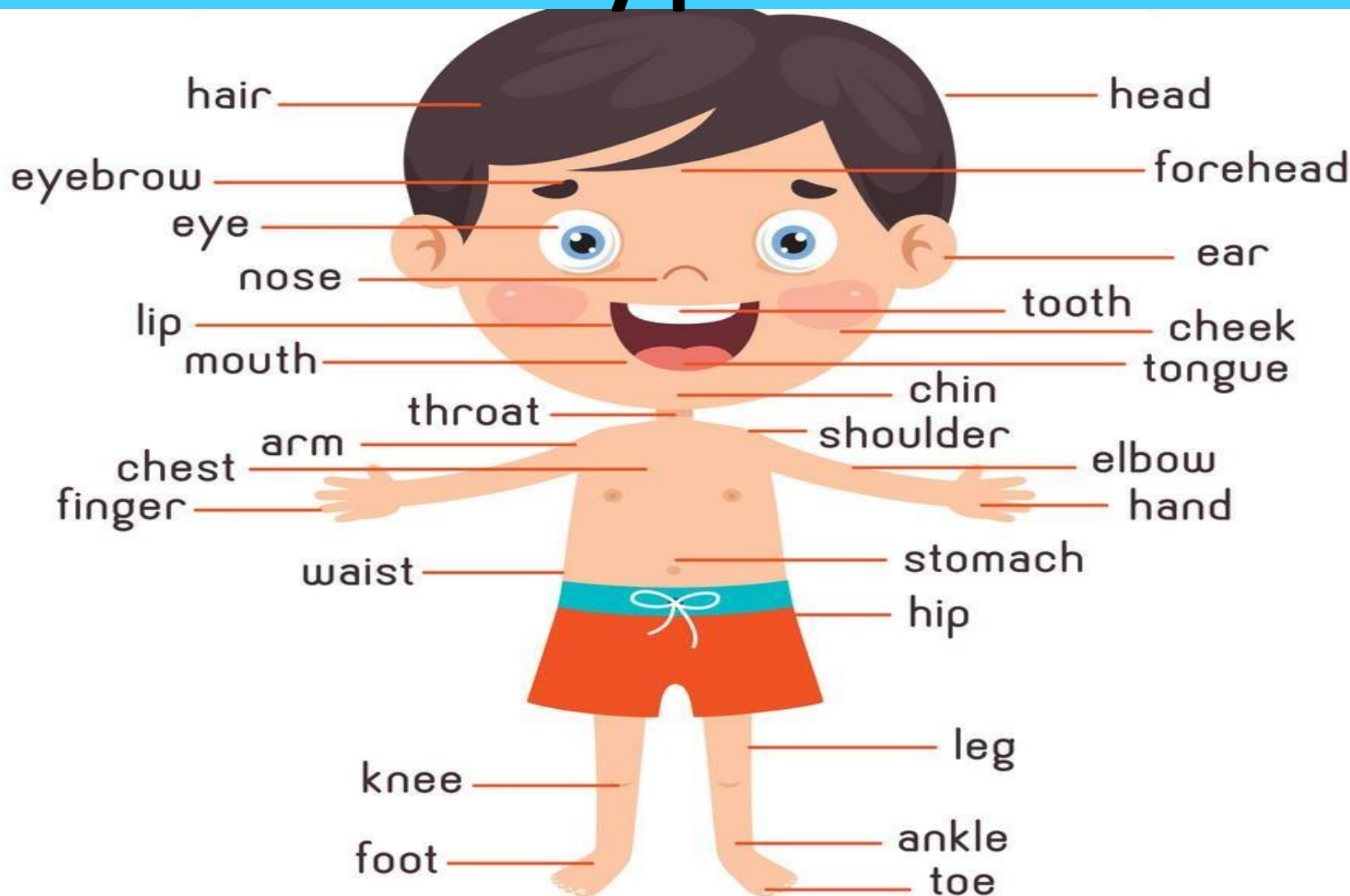
What subject don't you like?

I don't like _____.





Body parts





Body parts

- New words

- Head
- Nose
- Eyes
- Ears
- Hand
- Fingers
- Leg
- Tongue





Fill in the blanks

- I see with my eyes.
- I hear with my ears.
- I have 2 hands.
- I have 2 eyes.
- I can taste with my tongue.



hand



foot



ear



mouth



eyes



nose



arm



body



head

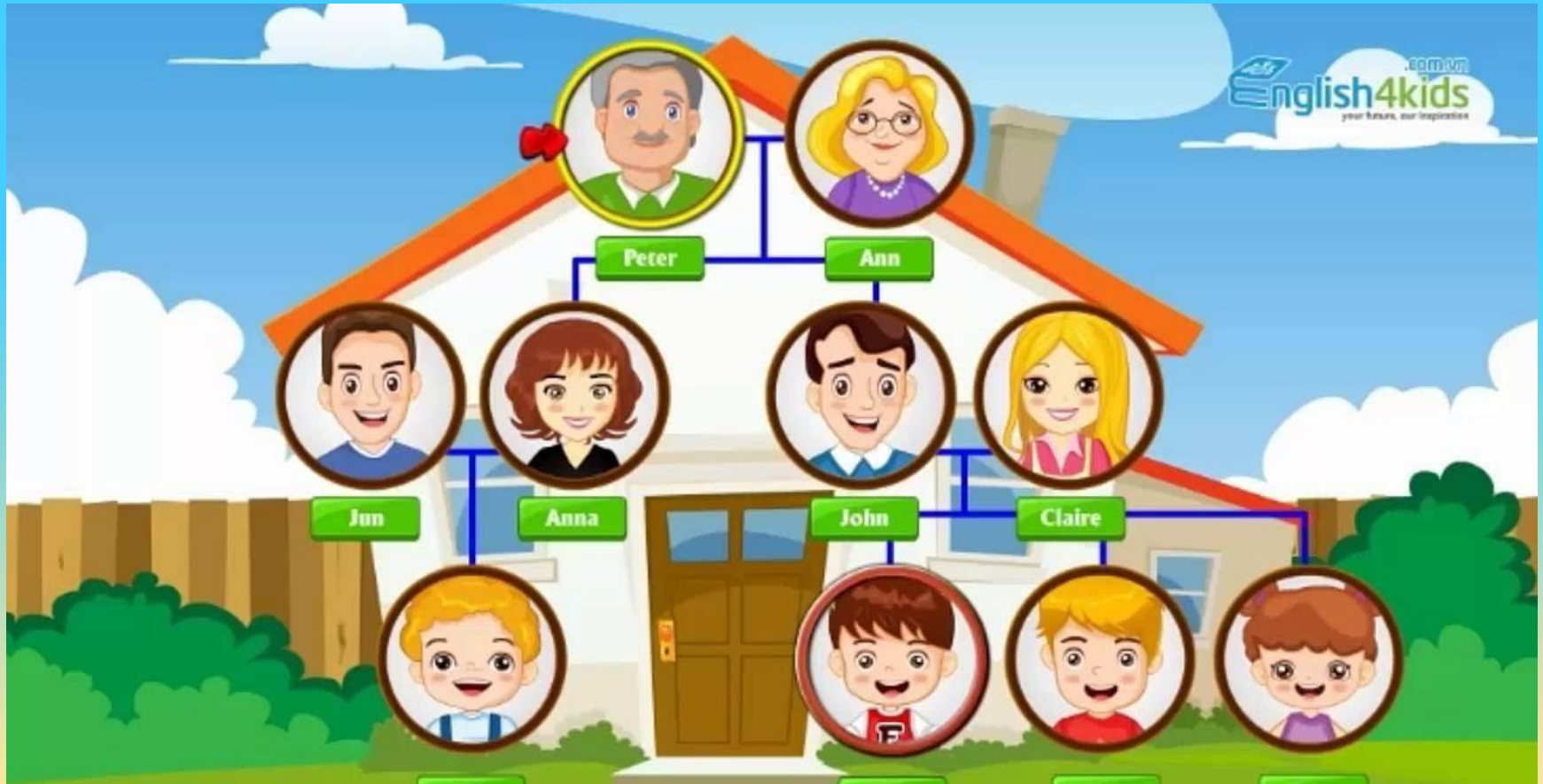


My Family





Family Tree





My School





My School

New words.

- Bag
- Table
- Books
- Pencil
- Eraser
- Chalk





My School

- The name of my school is P. I. S.
- It has very big campus.
- It has 50 classes.
- The name of my principal mam is Sadhana mam.
- I love my school very much.



Number Counting

Summary

Counting is an act of determining the quantity of total number of objects in a set or a group.

Example: You can take 5 pencils and count with your kid 1 , 2, 3, 4, 5




1	2	3	4	5	6	7	8	9	10
11	12	13	14	15	16	17	18	19	20
21	22	23	24	25	26	27	28	29	30
31	32	33	34	35	36	37	38	39	40
41	42	43	44	45	46	47	48	49	50



Count and write the correct number



3 pencils



4 pencils

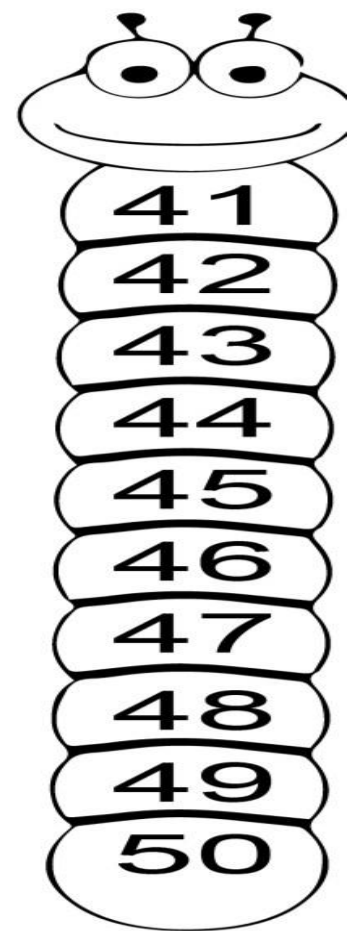
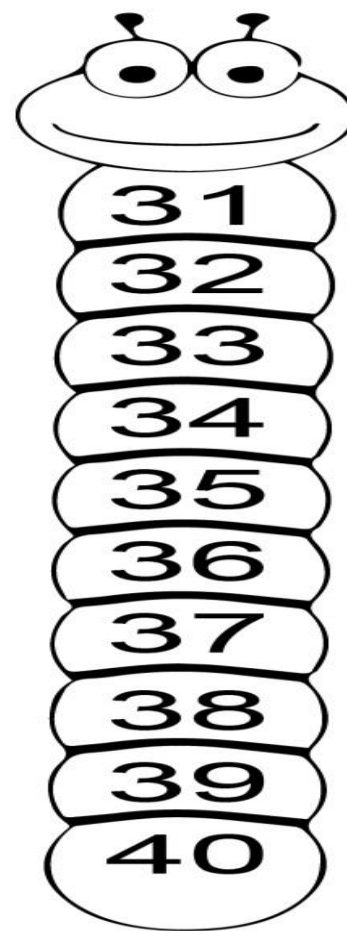


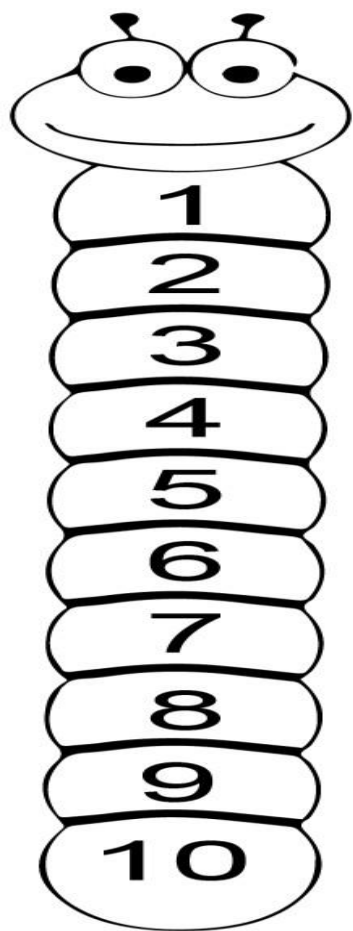


Count and Write













Number count 1 -50





Before Numbers

-----		-----	
-----		-----	
-----		-----	
-----		-----	



After Numbers



















Between Numbers

5



7

4



6

12



14

6



8

8



10

2



4

9



11

11



13



Number Names 1 - 20

1	One	11	Eleven
2	Two	12	Twelve
3	Three	13	Thirteen
4	Four	14	Fourteen
5	Five	15	Fifteen
6	Six	16	Sixteen
7	Seven	17	Seventeen
8	Eight	18	Eighteen
9	Nine	19	Nineteen
10	Ten	20	Twenty



अ से अः

अ



आ



इ



ई




उ



ऊ



ए



ऐ



ओ



औ



अं



अः



चित्र देख कर पहले ला अक्षर ललखो

I

Blank handwriting practice box with four horizontal lines (top, middle, bottom, and a central yellow line).



Blank handwriting practice box with four horizontal lines (top, middle, bottom, and a central yellow line).



Blank handwriting practice box with four horizontal lines (top, middle, bottom, and a central yellow line).



Blank handwriting practice box with four horizontal lines (top, middle, bottom, and a central yellow line).



Blank handwriting practice box with four horizontal lines (top, middle, bottom, and a central yellow line).



Blank handwriting practice box with four horizontal lines (top, middle, bottom, and a central yellow line).



Blank handwriting practice box with four horizontal lines (top, middle, bottom, and a central yellow line).



Blank handwriting practice box with four horizontal lines (top, middle, bottom, and a central yellow line).



Blank handwriting practice box with four horizontal lines (top, middle, bottom, and a central yellow line).




Blank handwriting practice box with four horizontal lines (top, middle, bottom, and a central yellow line).





चित्र देखकर सही स्वर ललखो।





अक्षर से चित्र लिलाए ।

अ
औ
आ
अ
अं
अ
अ





G.K Questions

➤ Who is the Prime Minister of India?

Ans: - Mr. Narendra Modi

➤ Which is our national fruit?

Ans:- Mango

➤ Name our national animal.

Ans:- Tiger

➤ Name our national flower.

Ans:- Lotus



Jolly Phonics song

Sr. No	Content	Video links
1	Jolly phonics song	https://www.youtube.com/watch?v=2Xy2e78qxNg&t=315s
2	Jolly phonics action	https://www.youtube.com/watch?v=fScUJd9wSd0
3	Teaching phoneme segmentation	https://youtu.be/K37Q9XFYsHY
4	Blending letters Group 1	https://www.youtube.com/watch?v=ZPTV77ulGDw&t=29s
5	Blending letters Group2	https://www.youtube.com/watch?v=zIEWRhGuA6o
6	Blending letters Group3	https://www.youtube.com/watch?v=VXg8ziwDIZY
7	Blending letters Group 5	https://www.youtube.com/watch?v=UGFjZQDuZZY
8	Blending letters group6	https://www.youtube.com/watch?v=cdnrR-cvUWY



Rhymes

The Wheels on the Bus

The wheels on the bus
Go round and round,
Round and round,
Round and round.
The wheels on the bus
Go round and round,
All day long.



गाजर और टमाटर

contributed by: by Neha Arora

बच्चों खाओ कच्ची गाजर
नींबू, खीरा और टमाटर
लाल लाल तुम बन जाओगे
सुंदर बच्चे कहलाओगे





Story

X

The Greedy dog

Copyright © Isamaj.com



There was a dog that was very hungry. He searched for food everywhere and at last he found a bone. He picked the bone with his mouth and started going back to his home. There was a bridge on the way to his home.

When he started crossing it he saw his reflection in the water. The dog thought that there was another dog with a bone in water. He wanted to get that other bone too.



So he started barking at his own reflection. His bone fell in water as soon as he opened his mouth. The greedy dog lost his bone.



Copyright © Isamaj.com

Moral of the Story: Don't be greedy.



Thank You

