



पुर्णा International School

Shree Swaminarayan Gurukul, Zundal


Class –II

ENGLISH

Sem – II

Sept-Oct sample notebook

Year- 2020-21



UNIT – 6

Poem – Mr. Nobody

- **New Vocabulary**

1. Agree
2. Quiet
3. Nobody
4. Face
5. Mischief
6. Naughty
7. Break
8. Cracked
9. Mouse
10. Everybody
11. House
12. Something

- **Rhyming words**

1. house – mouse , spouse
2. man – fan , can
3. plate – late , state
4. see – bee , fee
5. funny – bunny , sunny

Mr. Nobody

I know a funny little man,
As quiet as a mouse,

Who does the mischief
that is done
In everybody's house!
There's no one ever
sees his face,

And yet we all agree
That every plate we break was
cracked
By Mr. Nobody.



- **Answer the following questions.**

Q1. Has anyone seen his face ?

A1. No ,Nobody has seen his face.

Q2. Who is Mr. Nobody ?

A2. Mr .Nobody is a funny little man.

Q3. To whom is the man compared?

A3. The man is compared to a mouse.

- **Activity :** Write the poem and draw Mr. Nobody.

MR. NOBODY

I know a funny little man,
As quiet as a mouse,
Who does the mischief
that is done
In everybody's house!
There's no one ever
sees his face,
And yet we all agree
That every plate we break was
cracked
By Mr. Nobody.



UNIT – 6

Prose – Curlylocks and the Three Bears

- **New Vocabulary**

1. Curly
2. Tiny
3. Porridge
4. Gruff
5. Shouted
6. Voice
7. Family
8. Baby
9. Finish
10. Somebody
11. Bear



- **Word meanings**

1. Delicious – Yummy
2. Finish - Complete
3. Cottage – Hut
4. Gruff – Stiff , harsh
5. Tiny – Very small
6. Big – Large



- **Make sentences**

1. Family – I love my family.
2. Hungry – I am feeling very hungry.
3. Porridge – Curlylocks ate up all the porridge.
4. Bowl – She poured the milk in a bowl.

- **Answer the following questions.**



Q1. Who was hungry?

A1. Curlylocks was hungry.

Q2. Who lived in the cottage in the forest?

A2. A bear family lived in the cottage .

Q3. What did Curlylocks see on the table ?


A3. Curlylocks saw three bowls of porridge on the table.

Q4. Which bed was very hard ?

A4. The big bed .



- **Activity :- Draw a picture of a Bear family.**



- **Picture reading :- See the picture and write sentences about it.**
{make your own sentences}



1. It is a picture of a birthday party.
2. There are four candles on the cake.
3. There are two boys and two girls in the party.
4. The decoration is very nice.
5. _____
6. _____

Unit – 7

Poem – On My Blackboard I can Draw

- **New Vocabulary**

1. Blackboard
2. Growing
3. Chimneys
4. Marigolds
5. Straight
6. Shining
7. Windows
8. Bright
9. Yellow
10. Against

- **Rhyming words.**

1. can – fan , ran
2. brown – crown , frown
3. wide – tide , side
4. tall – wall , hall
5. up – cup , pup
6. grow – throw , crow

On My Blackboard I can Draw

On my blackboard I can draw,
One little house with one green door,
Two brown gates that open wide,
Three red steps that lead inside,
Four little chimneys painted white,
Five little windows shining bright,
Six yellow marigolds straight and tall,
Growing up against the wall.



- **Write opposites**

1. happy x sad
2. open x close
3. good x bad
4. rich x poor
5. fast x slow
6. inside x outside
7. little x big



- **Answer the following questions.**

Q1. How do the gates in the house open?

A1. The gates open wide.

Q2. How many windows are shining bright?

A2. Five little windows are shining bright.

Q3. What can the child draw?

A3. The child can draw one little house.

- **Activity:- Draw a picture of a beautiful house.**



- **Writing skills :- Essay writing**

“My Favourite Teacher”

1. My favourite teacher is _____ ma'am
2. She teaches me English/Maths/EVS/Hindi.
3. We enjoy her class.
4. She is very disciplined and punctual.
5. She is very caring and loving.
6. She guides us very well during any competitions and activities.
7. I love my teacher.




Unit-7

Prose – Make It Shorter

- **New Vocabulary**

1. Akbar
2. Shorter
3. Line
4. Puzzled
5. Longer
6. Ordered
7. Birbal
8. Floor
9. Erased
10. Court
11. Minister



- **Word meanings**

1. Erase – Clearing
2. Floor – Ground on which we walk
3. Ordered – To ask to do something
4. Puzzled – Did not understand
5. Court –The house of a chief
6. Big – Large

- Answer the following questions.

Q1. Who draw a line on the floor?

A1. Akbar drew a line on the floor.

Q2. Who solved the puzzle?

A2. Birbal solved the puzzle.

Q3. Who draw a longer line?

A3. Birbal drew a longer line.



- Activity :- Long – short

Write 1 to 3 to show the order from shortest to longest object.

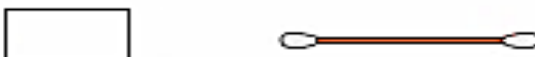
1)



2)



3)



4)



Write 1 to 3 to show the order from longest to shortest object.

5)



6)



7)



8)

