



पुर्णा International School


Shree Swaminarayan Gurukul, Zundal

Grade – 1

Sept-Oct Sample notebook

Year 2020-21

Sem-II



Unit-6

Poem :- If I Were an Apple

Video link : <https://www.youtube.com/watch?v=mgBx9b2dgaw>

*New Vocabulary

1. Apple
2. Grew
3. Once
4. Giving
5. Nice
6. Drop
7. Tree
8. Think
9. Nobody
10. Down

*Rhyming words

1. like – bike , mike
2. down – town , crown
3. fall – tall , mall
4. eat – beat , treat

*Answer the following questions.

Q1. Where is the boy?

A1. Under the tree.

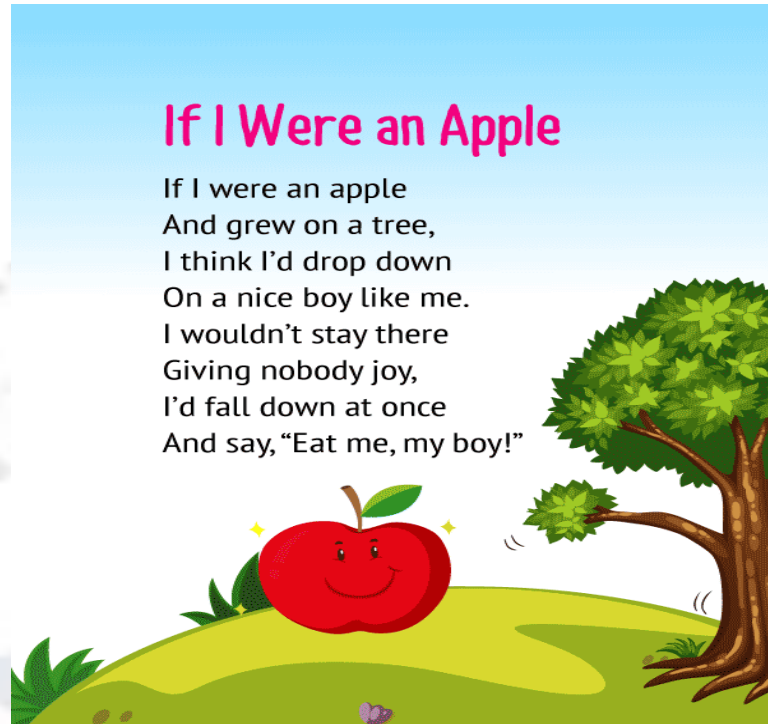

Q2. What does the child wants to be?

A2. The child wants to be an apple.

Q3. Which is your favourite fruit?

A3. Mango is my favourite fruit.

*Activity :- Draw a fruit basket.



*Reading Skills :- Picture comprehension

The Classroom

My teacher is Mrs. Brown. We have ten desks for ten students. On the wall is our art work. We have cut out and painted turkeys for Thanksgiving.

During recess we play on the monkey bars. In the afternoon, Mrs. Brown reads a story. Then it is time to go home.



Questions:

Write answers to the questions:

1. What is the teacher's name? _____
2. How many students are there? _____
3. What is hanging on the wall? _____
4. What do they do during recess? _____

5. What does Mrs. Brown do in the afternoon? _____

Playground

We are going to the playground. First, I swing on the swings. Then I take two turns at the slide. We climb on the new climbing wall. My friends and I play hide and seek. We build a sand castle in the sandbox. I drink water from the water fountain. Time to go home.



Questions:

Write answers to the questions:

1. Where are they going? _____
2. What does the writer take two turns at? _____

3. What do they climb? _____
4. What do the friends play together? _____

5. What do they build? _____

Unit- 6

Prose :- Our Tree

Video link :- <http://youtube.com/watch?v=SKO8UobtC3c>

*New Vocabulary

1. Little
2. Bird
3. Ripe
4. Berry
5. Seed
6. Branches
7. Plenty
8. Crawling
9. Pluck
10. Perch
11. Beautiful

*Word meanings

1. Chirp – Sound made by a bird
2. Pluck - Pick out
3. Ripe - Fully grown
4. Crawling – Moving on hands and knees
5. Perch – Sitting of a bird

*Answer the following questions.

Q1. Where does the little bird see the fruit?

A1. The little bird sees the fruit on a tree.

Q2. What do squirrels do on the tree?

A2. Squirrels run on the tree.

Q3. What type of plant is born?

A3. The little plant is born.

Our Tree

Listen and read

A little bird sees
Ripe fruit on our tree
And eats a tasty berry.
The bird flies tall
And a berry seed falls.



The rains have come
Hurry! let's run.
Clouds, rain and sun...
Our plant is born, a little one.



Now a tree,
With branches long,
Crows and bird-song,
Crawling ants and spiders' webs,
Caterpillars with tiny legs,
Rich green leaves, life aplenty.




The tree has fruit,
Some big, some small,
Let us pluck them
But do not fall!

Crows perch, squirrels run,
And see the monkeys
Having fun!

Strong branches,
With pretty swings,
Our beautiful tree
Has so many things.

Pranab and Smita Chakravarti




Activity :-

Match the creatures with their homes



MATCH THE ANIMALS TO THEIR HOMES

Draw a line to match the animals below to their homes



***Writing skills :- Letter writing “Leave letter ”**

***Application for 2 days leave.**

From,

Name : Rina Shah

Address : 202/Swati park , Chandkheda

Date : 25/10/20

To,

The Principal

Puna International School

Ahmedabad

Subject : To grant leave for 2 days.

Respected mam,

I am student of class 1 Diamond studying in your school.

I am having fever. I will not be able to attend the school. Kindly grant me leave for 2 days.

Thanking you.

Yours Faithfully .

Rina

Unit – 7

Poem :- A Kite

Video link :- <https://www.youtube.com/watch?v=LZRB4B1s0CE>

*New Vocabulary

1. Blow
2. Wish
3. Breeze
4. Often
5. Could
6. Ride
7. Kite
8. Way
9. Chanced
10. Upon

*Rhyming words


1. blow – flow , slow
2. ride – side , wide
3. kite – bite , site
4. way – may , say
5. wish – fish , dish



A Kite

I often sit and wish that I
Could be a kite up in the sky,
And ride upon the breeze and go
Whichever way I chanced to blow.

*Activity :- Make a kite of colouring paper and stick it.



Unit – 7

Prose :- Sundari

Video link :- <https://www.youtube.com/watch?v=R1xdD3FbaBc>

*New Vocabulary

1. Sundari
2. String
3. Bobby
4. Smiled
5. Beautiful
6. Wooden
7. Animals
8. Mouth
9. Leaped
10. Tugged



*Word meanings

1. Tune – Musical sound
2. String - Thread
3. Wind – Fast moving air
4. Beautiful – Good looking



*Answer the following questions.

Q1. Who made Sundari?

A1. Bobby made Sundari.

Q2. Where did Bobby take Sundari?

A2. Bobby took Sundari to the fair.

Q3. Do you like to fly kites?

A3. Yes, I like to fly kites.

