



# पुर्णा International School

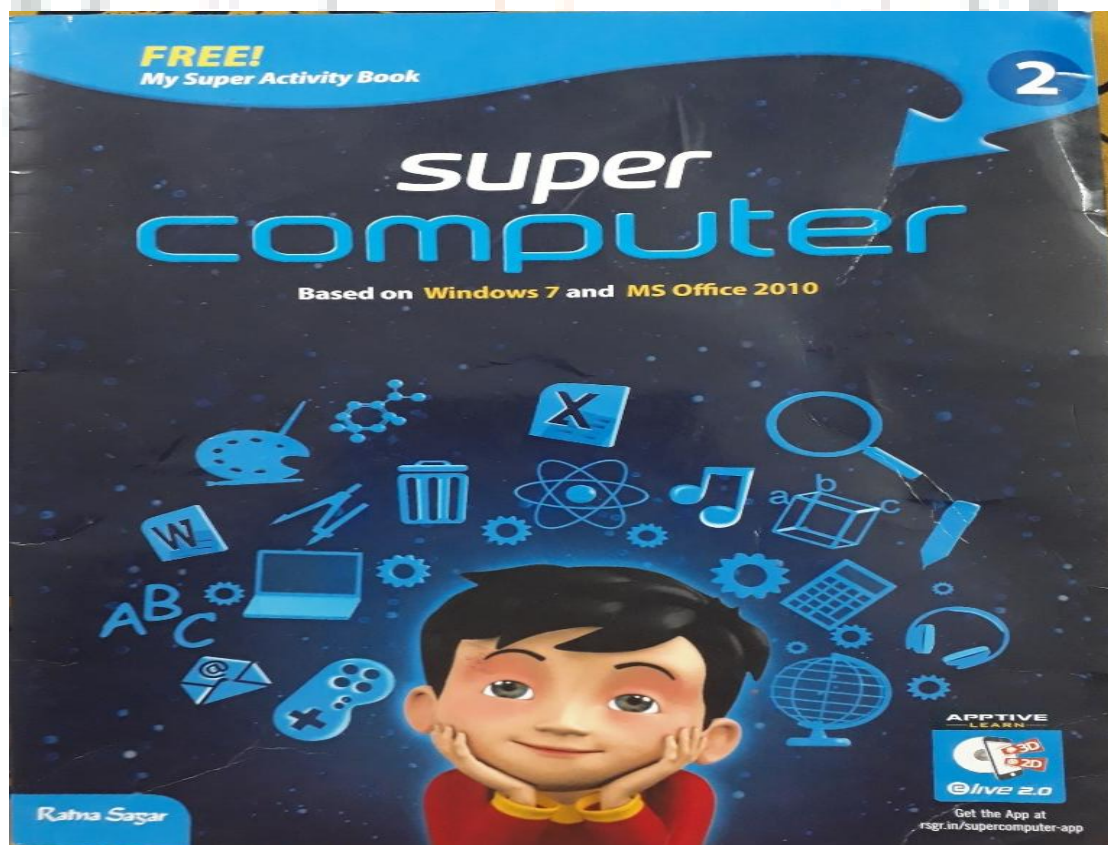
Shree Swaminarayan Gurukul, Zundal

## Class -II

## COMPUTER

## Specimen Copy

## Year- 2020-21



**Syllabus – Month of September – October**

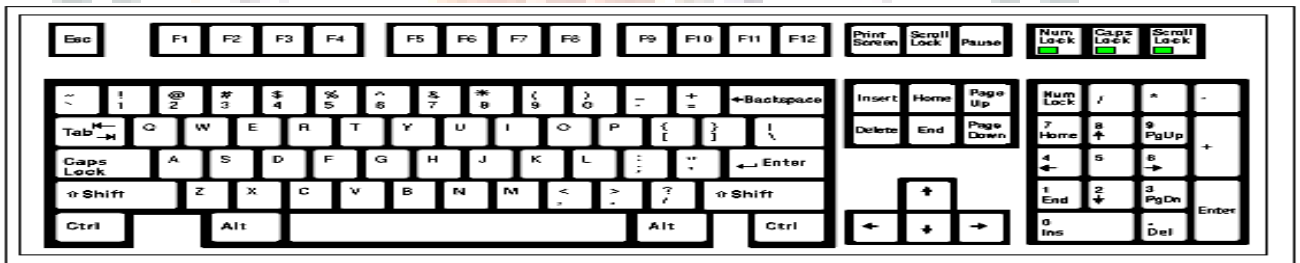
**Ch – 4 The Keyboard**

**A. Tick the correct answer.**








- There are \_\_\_\_\_ Arrow Keys on a keyboard.
  - 3
  - 9
  - 4
- We use the \_\_\_\_\_ key to type in capital letters.
  - caps Lock
  - cursor
  - backspace
- We can also use the \_\_\_\_\_ key to type in capital letters.
  - Backspace
  - shift
  - enter
- We use the Delete Key to delete characters typed on the \_\_\_\_\_ Side of the cursor.
  - Left
  - right
  - between

**B. Colour the keys with the given colour codes.**

Arrow Keys – Green      Backspace Key – Red      Delete Key – Pink  
 Space bar – Blue      Enter Key - Yellow      Shift Key – Brown



**C. Count and write the number of following keys on a Keyboard.**

Backspace	<input type="text" value="1"/>		
Arrow	<input type="text" value="4"/>		
Space bar	<input type="text" value="1"/>		
Shift	<input type="text" value="2"/>		

**E. Answer the following question: -**

1. Name the four arrow keys?

Ans: - Up Arrow Key, Down Arrow Key, Left Arrow Key, Right Arrow Key.

2. Which key do we use to type in capital letters?

Ans: - Caps lock Key.

3. Which key do we use to delete letters typed on the left side of the cursor?

Ans: - Backspace Key

