



पुर्ना International School


Shree Swaminarayan Gurukul, Zundal

SUMMATIVE ASSIGNMENT -II 2023-24	
Grade – Sr.KG	Subject- MATH
Syllabus - FROM TEXTBOOK	

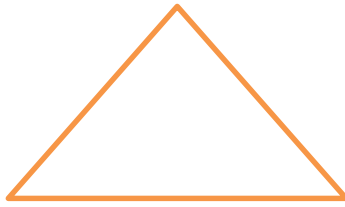
1. Write numbers 1 -100.

1	11	21	31	41	51	61	71	81	91
2	12	22	32	42	52	62	72	82	92
3	13	23	33	43	53	63	73	83	93
4	14	24	34	44	54	64	74	84	94
5	15	25	35	45	55	65	75	85	95
6	16	26	36	46	56	66	76	86	96
7	17	27	37	47	57	67	77	87	97
8	18	28	38	48	58	68	78	88	98
9	19	29	39	49	59	69	79	89	99
10	20	30	40	50	60	70	80	90	100

2. Look at the picture and write the shapes name and colour it.



Circle



Triangle




Square



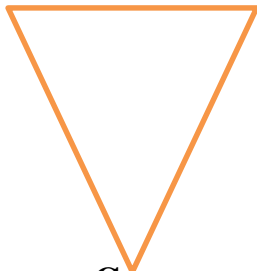
Rectangle




Star



Oval



Cone



Heart

3. Write the number names from 1 – 100

1	One	21	Twenty- one
2	Two	22	Twenty – two
3	Three	23	Twenty – three
4	Four	24	Twenty- four
5	Five	25	Twenty – five

6	Six	26	Twenty – six
7	Seven	27	Twenty – seven
8	Eight	28	Twenty – eight
9	Nine	29	Twenty – nine
10	Ten	30	Thirty
11	Eleven	40	Forty
12	Twelve	50	Fifty
13	Thirteen	60	Sixty
14	Fourteen	70	Seventy
15	Fifteen	80	Eighty
16	Sixteen	90	Ninety
17	Seventeen	100	Hundred
18	Eighteen	33	Thirty- three
19	Nineteen	46	Forty – six
20	Twenty	78	Seventy - eight

4. Write the backward counting from 50 – 1.

50	40	30	20	10
49	39	29	19	9
48	38	28	18	8
47	37	27	17	7
46	36	26	16	6
45	35	25	15	5
44	34	24	14	4
43	33	23	13	3
42	32	22	12	2
41	31	21	11	1

5. Fill in the blanks using $>$, $<$ or $=$.

$$16 \underline{\hspace{1cm}} 14$$

$$35 \underline{\hspace{1cm}} 60$$

$$33 \underline{\hspace{1cm}} 37$$

$$26 \underline{\hspace{1cm}} 30$$

$$44 \underline{\hspace{1cm}} 50$$

$$18 \underline{\hspace{1cm}} 32$$

$$47 \underline{\hspace{1cm}} 36$$

$$16 \underline{\hspace{1cm}} 10$$

$$40 \underline{\hspace{1cm}} 40$$

$$42 \underline{\hspace{1cm}} 48$$

$$25 \underline{\hspace{1cm}} 15$$

$$20 \underline{\hspace{1cm}} 18$$

6. Draw a line to match each of ordinal numbers below.

Seventh

1st

Second

4th

Fifth

10th

Third

6th

Eighth

9th

First

2nd

Tenth

8th

Sixth

7th

Fourth

3rd

Ninth

5th




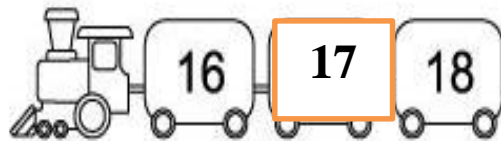










9. Count and write the correct number.










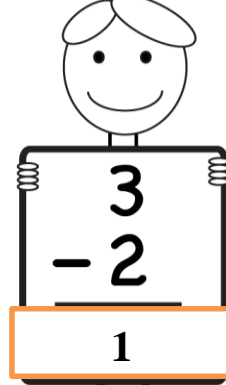


10. Write the before and after numbers.

<input type="text" value="93"/> ← 94 → <input type="text" value="95"/>	<input type="text" value="86"/> ← 87 → <input type="text" value="88"/>
<input type="text" value="78"/> ← 79 → <input type="text" value="80"/>	<input type="text" value="71"/> ← 72 → <input type="text" value="73"/>
<input type="text" value="62"/> ← 63 → <input type="text" value="64"/>	<input type="text" value="67"/> ← 68 → <input type="text" value="69"/>
<input type="text" value="11"/> ← 12 → <input type="text" value="13"/>	<input type="text" value="18"/> ← 19 → <input type="text" value="20"/>
<input type="text" value="95"/> ← 96 → <input type="text" value="97"/>	<input type="text" value="90"/> ← 91 → <input type="text" value="92"/>
<input type="text" value="25"/> ← 26 → <input type="text" value="27"/>	<input type="text" value="37"/> ← 38 → <input type="text" value="39"/>
<input type="text" value="32"/> ← 33 → <input type="text" value="34"/>	<input type="text" value="43"/> ← 44 → <input type="text" value="45"/>
<input type="text" value="56"/> ← 57 → <input type="text" value="58"/>	<input type="text" value="67"/> ← 68 → <input type="text" value="69"/>
<input type="text" value="55"/> ← 56 → <input type="text" value="57"/>	<input type="text" value="63"/> ← 64 → <input type="text" value="65"/>

11. Write the between numbers.



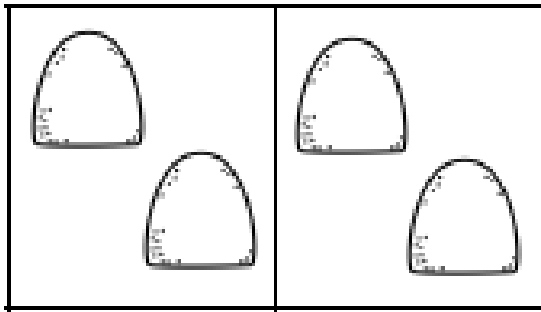
12.. Subtraction

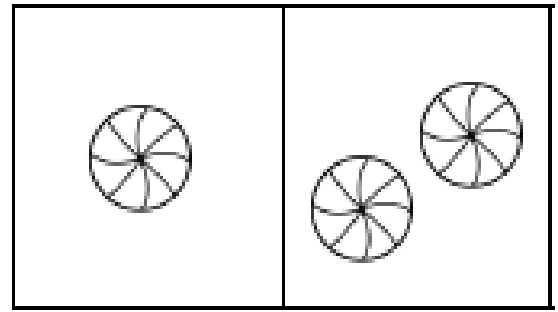
13. Subtract

	$\begin{array}{r} 4 \\ - 2 \\ \hline \\ \hline \end{array}$
	$\begin{array}{r} 3 \\ - 2 \\ \hline \\ \hline \end{array}$
	$\begin{array}{r} 6 \\ - 2 \\ \hline \\ \hline \end{array}$
	$\begin{array}{r} 5 \\ - 1 \\ \hline \\ \hline \end{array}$
	$\begin{array}{r} 5 \\ - 4 \\ \hline \\ \hline \end{array}$


14. Addition



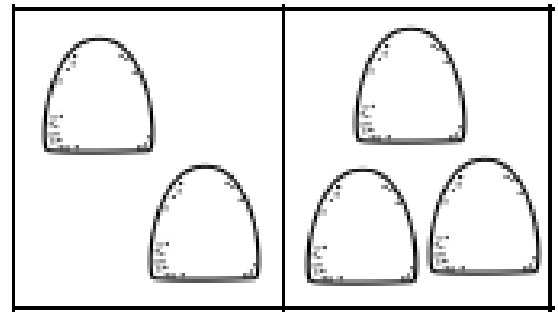
$$\boxed{2} + \boxed{2} = \boxed{4}$$



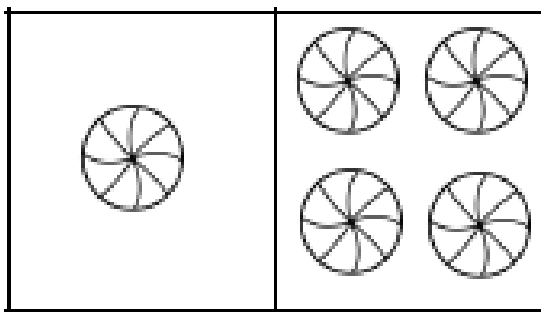
$$\boxed{1} + \boxed{2} = \boxed{3}$$



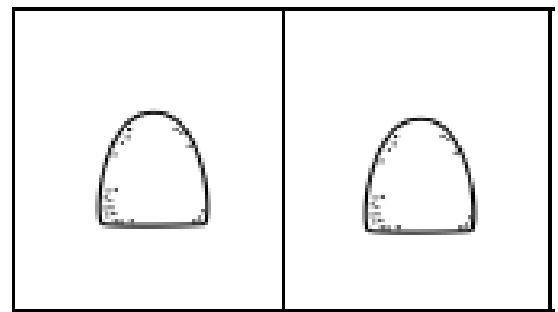
$$\boxed{3} + \boxed{1} = \boxed{4}$$



$$\boxed{2} + \boxed{3} = \boxed{5}$$



$$\boxed{1} + \boxed{4} = \boxed{5}$$



$$\boxed{1} + \boxed{1} = \boxed{2}$$

15. Write the numbers in descending order.

25 to 21 : 25, 24, 23, 22, 21.

48 to 42 : _____

36 to 31 : _____

20 to 16 : _____

33 to 28 : _____



16. Write the numbers in ascending order.


22 to 26 : 22, 23, 24, 25, 26.

38 to 43 : _____

20 to 28 : _____

16 to 26 : _____

44 to 50 : _____



17. Arrange the number from big to small.

19	16	15	18	17
19	18	17	16	15

18. Arrange the number from small to big.

26	22	25	23	24
22	23	24	25	26

19. Tens and Ones

Number	Tens	Ones
27	2	7
93	9	3
65	6	5
74	3	6
36	4	8
48	5	9
59	8	1
81	2	4
24	3	2
32		

20. Tens and Ones

$$21 = \square \text{ tens} + \square \text{ ones}$$

$$49 = \square \text{ tens} + \square \text{ ones}$$

$$72 = \square \text{ tens} + \square \text{ ones}$$


$$86 = \square \text{ tens} + \square \text{ ones}$$

$$50 = \square \text{ tens} + \square \text{ ones}$$

21. Circle the object in group of 2.



a.



22. Tables

$2 \times 1 = 2$	$3 \times 1 = 3$	$4 \times 1 = 4$
$2 \times 2 = 4$	$3 \times 2 = 6$	$4 \times 2 = 8$
$2 \times 3 = 6$	$3 \times 3 = 9$	$4 \times 3 = 12$
$2 \times 4 = 8$	$3 \times 4 = 12$	$4 \times 4 = 16$
$2 \times 5 = 10$	$3 \times 5 = 15$	$4 \times 5 = 20$
$2 \times 6 = 12$	$3 \times 6 = 18$	$4 \times 6 = 24$
$2 \times 7 = 14$	$3 \times 7 = 21$	$4 \times 7 = 28$
$2 \times 8 = 16$	$3 \times 8 = 24$	$4 \times 8 = 32$
$2 \times 9 = 18$	$3 \times 9 = 27$	$4 \times 9 = 36$
$2 \times 10 = 20$	$3 \times 10 = 30$	$4 \times 10 = 40$