



**पुर्णिमा International School**  
Shree Swaminarayan Gurukul, Zundal

# NURSERY

## SPECIMEN COPY

### MATHS

### YEAR-2022-2023



## INDEX

MONTH	SR NO	TOPIC	SIGN
APRIL AND MAY	1	PRE MATH CONCEPT	
	2	RECOGNITION AND COLOUR THE NUMBERS	

SAME AND DIFFERENT CONCEPT.

VIDEO LINK: <https://youtu.be/oqzWr5ILxDM>



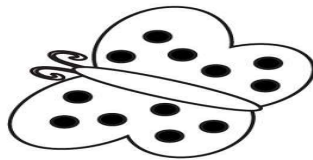

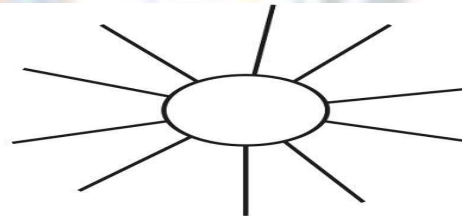


FIND THE SAME PICTURE AND CIRCLE ON IT:



MATCH THE SAME PICTURES.



FIND THE DIFFERENCE IN TWO PICTURE (ACTIVITY).



**BIG AND SMALL CONCEPT.**

VIDEO LINK : <https://youtu.be/HIA2YcsSeds>











**BIG**




**SMALL**


**CIRCLE THE OBJECTS AS PER GIVEN INSTRUCTION.**

<p>big</p> 	<p>small</p> 
<p>small</p> 	<p>big</p> 
<p>big</p> 	<p>small</p> 
<p>big</p> 	<p>small</p> 

TICK THE SMALL OBJECTS.



COLOUR THE BIG ONE:(ACTIVITY).



**HEAVY AND LIGHT CONCEPT.**

**VIDEO LINK:** <https://youtu.be/SOml21BB8mA>



**light**



**heavy**

**C.W.CIRCLE THE HEAVIER OBJECTS.**



**Circle the heavier object.**



**Circle the heavier object.**



**Circle the lighter object.**



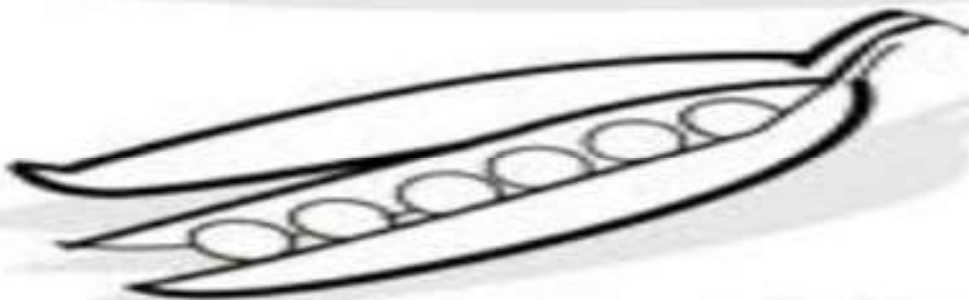
**Circle the lighter object.**



TICK THE LIGHTER OBJECTS.



COLOUR THE HEAVY OBJECTS.(ACTIVITY)



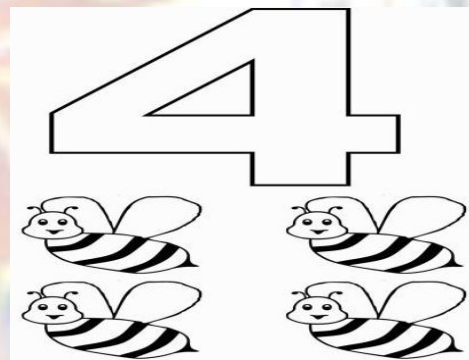
RECOGNITIONS OF NUMBERS WITH NUMBER NAME.

VIDEO LINK: [https://youtu.be/Md\\_XeVuxUPA](https://youtu.be/Md_XeVuxUPA)





1	one	
2	two	
3	three	
4	four	
5	five	
6	six	
7	seven	
8	eight	
9	nine	
10	ten	



COLOUR THE NUMBERS 1 TO 10.



COLOUR IT:



STANDING AND SLEEPING LINE.

# Standing Line

Handwriting practice lines for the 'Standing Line' section. The first line is a solid line with vertical tick marks at the top. Below it are two sets of three-line guides (top solid, middle dashed, bottom solid) for tracing and writing practice.

# Sleeping Line

Handwriting practice lines for the 'Sleeping Line' section. It consists of two sets of three-line guides (top solid, middle dashed, bottom solid) for tracing and writing practice.

**Thank You**

**Jay**

**Swaminarayan ☺**