



पुर्णिमा International School

Shree Swaminarayan Gurukul, Zundal

NURSERY

SPECIMEN COPY

MATHS

YEAR-2021-2022



INDEX

MONTH	SR NO	TOPIC	SIGN
APRIL AND MAY	1	PRE MATH CONCEPT	
	2	RECOGNITION AND COLOUR THE NUMBERS	

SAME AND DIFFRENT CONCEPT.

VIDEO LINK: <https://youtu.be/oqzWr5ILxDM>



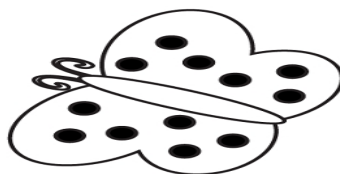

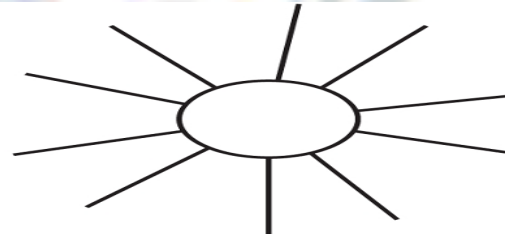

FIND TE SAME PICTURE AND CIRCLE ON IT:



MATCH THE SAME PICTURES.




FIND THE DIFFERENCE IN TWO PICTURE (ACTIVITY).



BIG AND SMALL CONCEPT.

VIDEO LINK : <https://youtu.be/HIA2YcsSeds>











BIG



SMALL

CIRCLE THE OBJECTS AS PER GIVEN INSTRUCTION.

<p>big</p> 	<p>small</p> 
<p>small</p> 	<p>big</p> 
<p>big</p> 	<p>small</p> 
<p>big</p> 	<p>small</p> 

TICK THE SMALL OBJECTS.



COLOUR THE BIG ONE:(ACTIVITY).



HEAVY AND LIGHT CONCEPT.

VIDEO LINK: <https://youtu.be/SQmI21BB8mA>



C.W.CIRCLE THE HEAVIER OBJECTS.



Circle the heavier object.



Circle the heavier object.



Circle the lighter object.



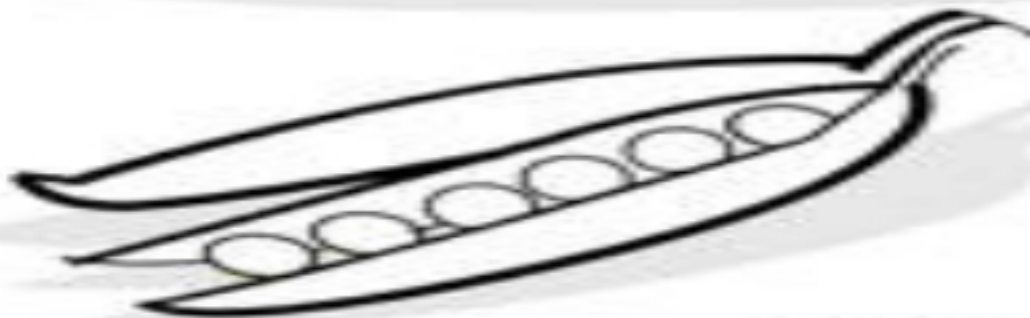
Circle the lighter object.



TICK THE LIGHTER OBJECTS.



COLOUR THE HEAVY OBJECTS.(ACTIVITY)



RECOGNITIONS OF NUMBERS WITH NUMBER NAME.


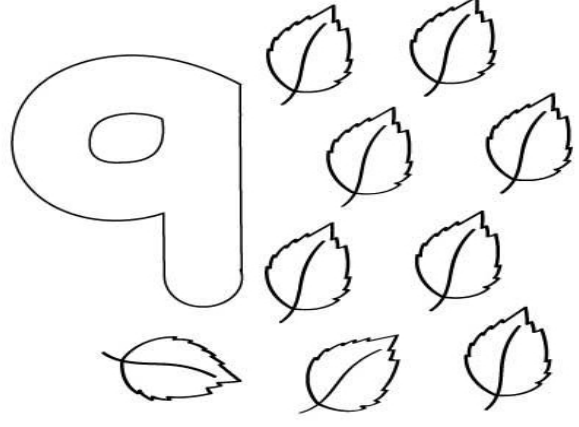


VIDEO LINK: https://youtu.be/Md_XeVuxUPA

1	one	
2	two	
3	three	
4	four	
5	five	
6	six	
7	seven	
8	eight	
9	nine	
10	ten	

COLOUR THE NUMBERS 1 TO 10.



COLOUR IT:



STANDING AND SLEEPING LINE.

Standing Line

Handwriting practice lines for the 'Standing Line' section. The first line is a solid line with vertical tick marks at the beginning and end of each of the four segments. Below it are two sets of three-line guides (top solid, middle dashed, bottom solid).

Sleeping Line

Handwriting practice lines for the 'Sleeping Line' section. It consists of two sets of three-line guides (top solid, middle dashed, bottom solid).

Thank You

Jay

Swaminarayan ☺