

CAMBRIDGE

CL CAMBRIDGE
LEARN

My FIRST STEPS WITH CAMBRIDGE


NURSERY

NUMERACY SKILLBOOK



Consulting Editor:
SONALI NADKARNI





Contents

1. Same and Different	1	30. Fun Time.....	31
2. Light and Heavy.....	2	31. Practice	32-33
3. Big and Small	3	32. Math Maze.....	34
4. Tall and Short	4	33. Practice	35
5. Long and Short.....	5	34. Sticker Activity	36
6. More and Less.....	6	35. Talk Time	37
7. Practice	7	36. Eleven 11	38
8. One 1.....	8	37. Twelve 12.....	39
9. Practice	9	38. Thirteen 13.....	40
10. Two 2.....	10	39. Fourteen 14	41
11. Practice	11	40. Fifteen 15	42
12. Three 3	12	41. Sixteen 16	43
13. Practice	13	42. Seventeen 17	44
14. Four 4	14	43. Eighteen 18.....	45
15. Practice	15	44. Nineteen 19.....	46
16. Five 5.....	16	45. Twenty 20	47
17. Practice	17-18	46. Practice	48
18. Six 6.....	19	47. Fun Time.....	49
19. Practice	20	48. Shapes.....	50
20. Seven 7.....	21	49. Circle	51
21. Practice	22	50. Square.....	52
22. Eight 8	23	51. Practice	53
23. Practice	24	52. Triangle	54
24. Nine 9.....	25	53. Rectangle.....	55
25. Practice	26	54. Practice	56-57
26. Zero 0	27	55. Sticker Activity	58
27. Practice	28	56. Practice	59
28. Ten 10	29	57. Learning Analysis Chart.....	60
29. Practice	30		


























(CW) Same and Different

Circle the Same Picture from the images below :



(HW) Same and Different

Circle the Same Picture from the images below :

(CW) Light and Heavy



Circle the heavier object.



Circle the heavier object.



Circle the lighter object.




Circle the lighter object.



(HW) Light and Heavy


Circle the lighter object.



Circle the heavier animal.



Circle the lighter animal.

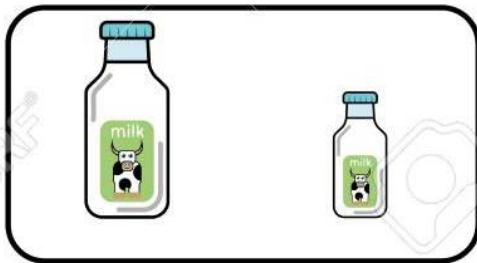



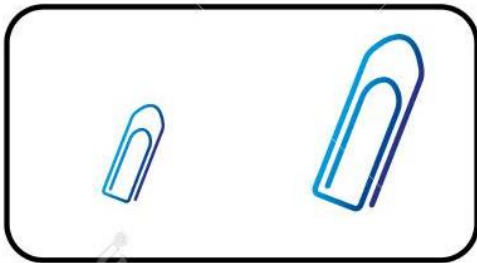

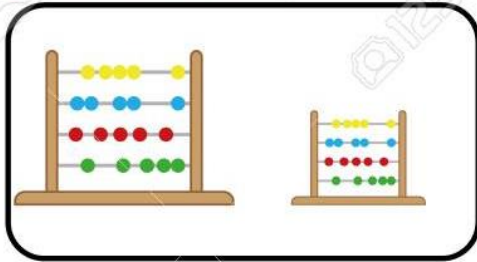



Circle the heavier animal.




(CW) Big and Small

Click the Big School Things




(HW) Big and Small


Circle the Small Picture and Color all pictures




(CW) Tall and Short



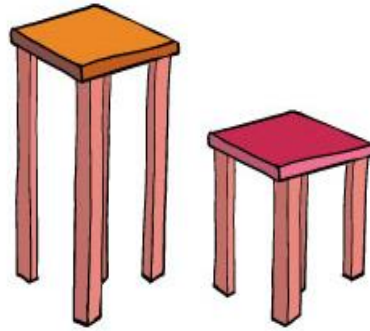
Which building is taller? Circle it.



Which grass is shorter? Circle it.



Which tree is taller? Circle it.



Which table is shorter? Circle it.




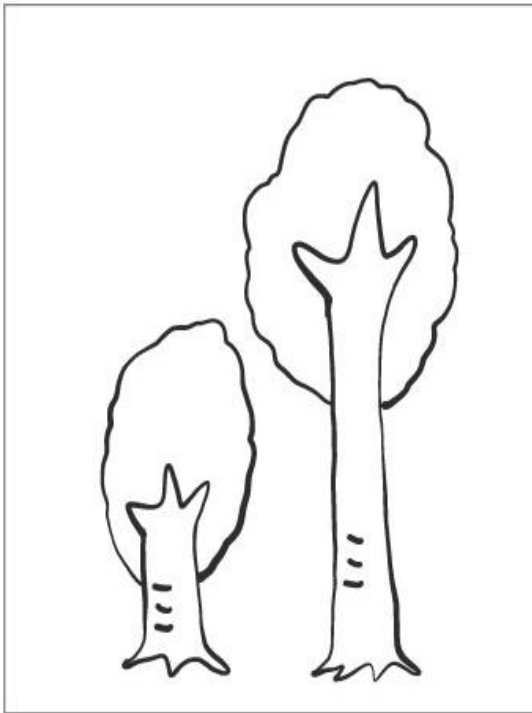
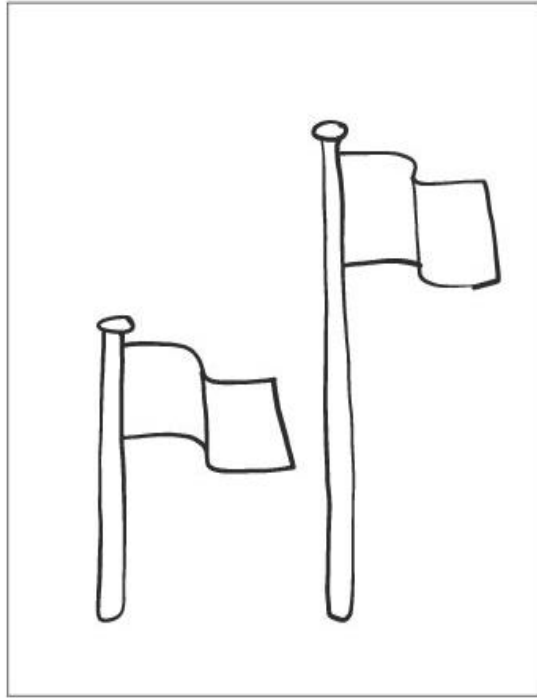

Which mountain is taller? Circle it.



Which post is shorter? Circle it.

(HW) Tall and Short

Color the picture, Circle the Short One

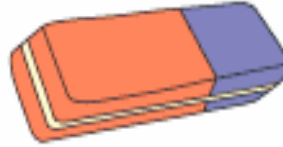


(CW) Long and Short

1. which is longer?



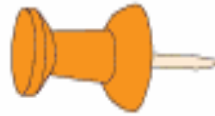
2. which is shorter?



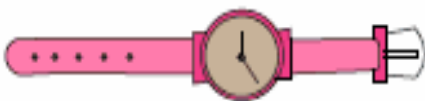
3. which is shorter?




4. which is longer?



5. which is longer?




6. which is shorter?

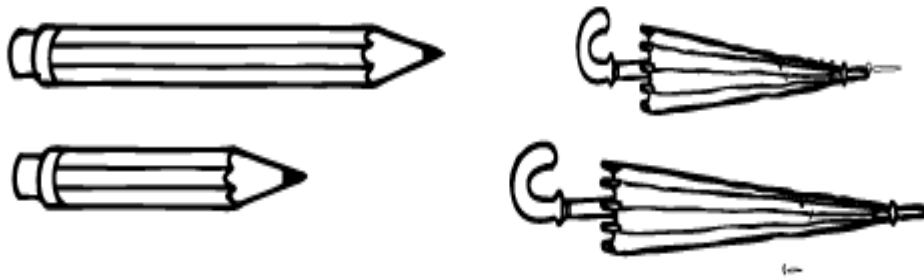


(HW) Long and Short


1. Color the shorter object blue and the taller object red.









2. Color the shorter object yellow and the longer object green.




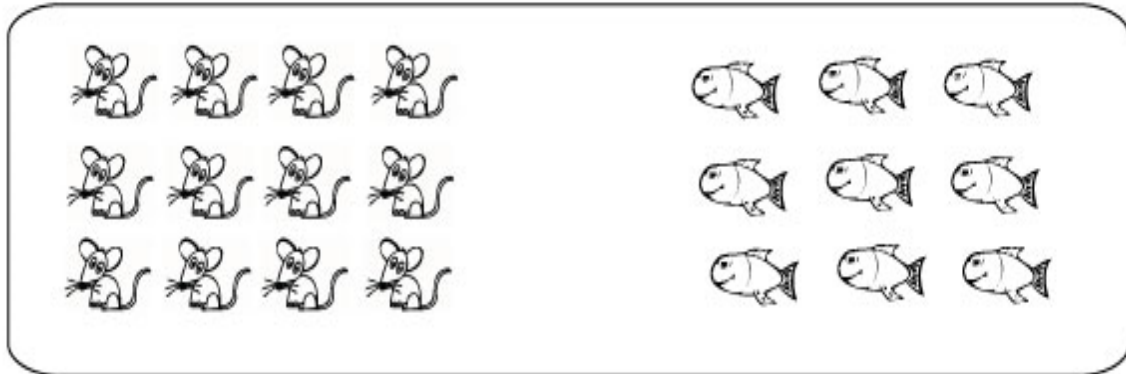

3. Color the higher object pink and the lower object orange.




(CW) More and Less



(HW) More and Less



A decorative border of colorful balloons (blue, pink, orange) with black strings, arranged in a rectangular frame around the text.

1 STANDS

FOR VICTORY


Color the picture:



ONE

CW


1



Handwriting practice lines consisting of six rows of horizontal lines. Each row has a solid top line, a dashed middle line, and a solid bottom line. Vertical lines divide each row into eight equal-width columns, providing a grid for practicing the number 1.

HW


1



Handwriting practice lines consisting of six rows. Each row is defined by a solid top line, a dashed middle line, and a solid bottom line. Vertical dashed lines divide each row into ten equal-width columns, providing a grid for letter practice.

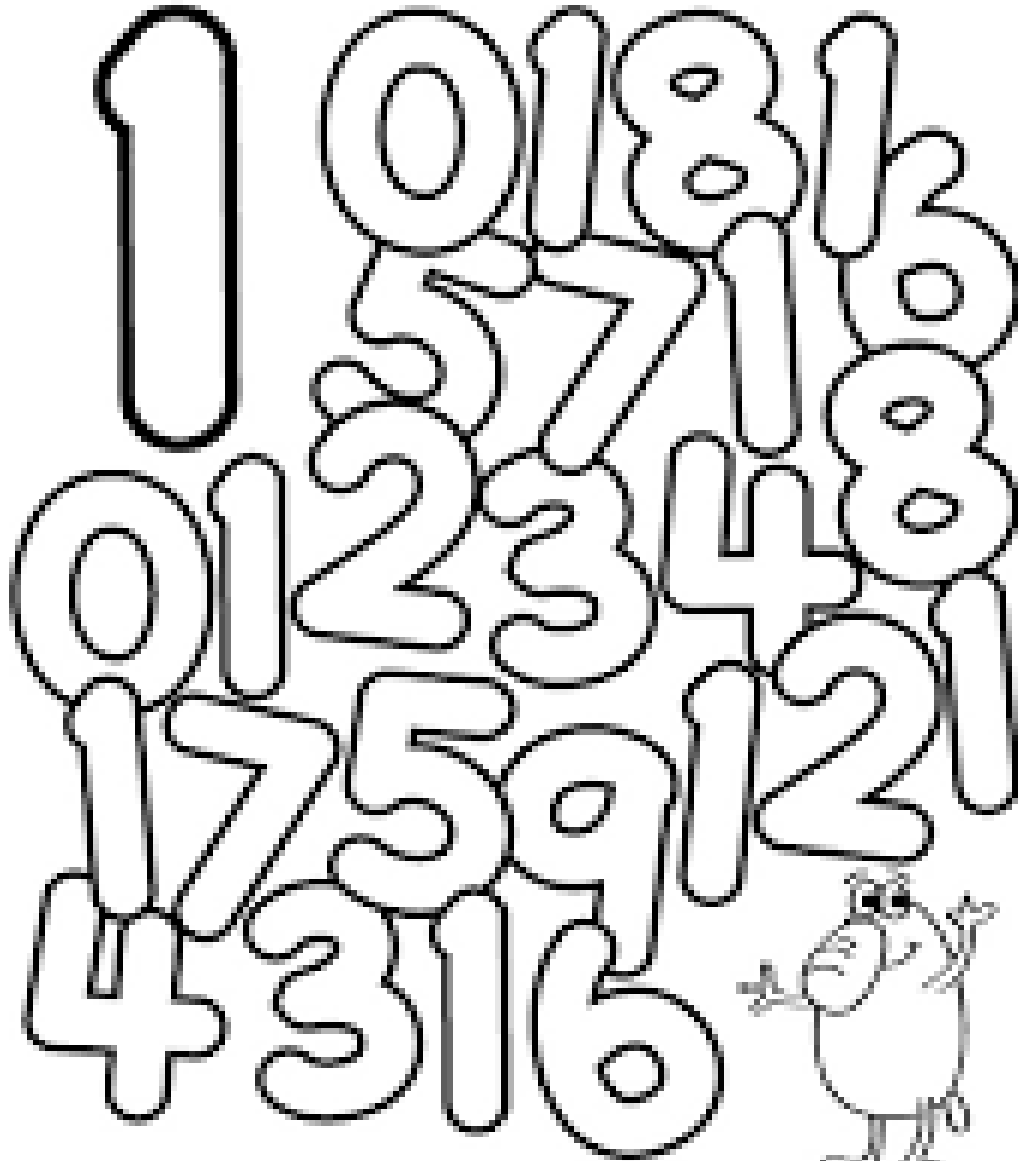
Match the number with number name:

ONE



TWO

Find and color the number 1:










A decorative border of colorful balloons (blue, pink, orange) with black strings, arranged in a rectangular frame around the page content.

2








**Stands for
togetherness**

H.W. Pattern for number 2

C.W

Pattern for number 2

Color the number 2;



TWO

CW



2

2 2 2 2 2 2

2 2 2 2 2 2

2 2 2 2 2 2

2 2 2 2 2 2

2 2 2 2 2 2

HW



2

2 2 2 2 2 2

2 2 2 2 2 2

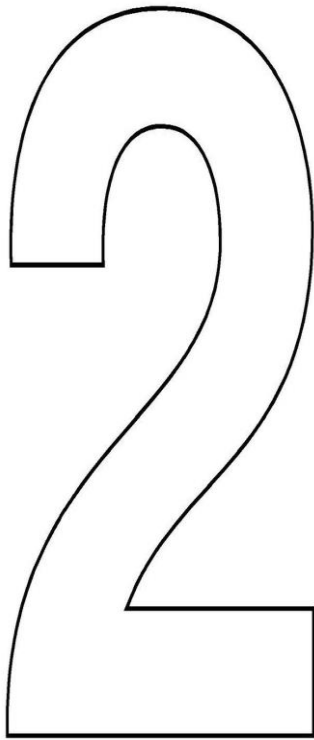
2 2 2 2 2 2

2 2 2 2 2 2

2 2 2 2 2 2



Match the number with number name

ONE



TWO

Circle groups with two items in the group




A decorative border of colorful balloons (blue, orange, pink) with black strings, arranged in a rectangular frame around the page.

3

**Stands for tricolor
(Tiranga)**

Pattern of number 3



Color the number 3




THREE



3


Three



3	3	3	3	3	3
3	3	3	3	3	3
3	3	3	3	3	3
3	3	3	3	3	3
3	3	3	3	3	3

3

Three



3	3	3	3	3	3
3	3	3	3	3	3
3	3	3	3	3	3
3	3	3	3	3	3
3	3	3	3	3	3

Match the number with number name;

THREE



.

TWO

Circe the number **3**



A decorative border of colorful balloons (blue, pink, orange) with black strings, arranged in a rectangular frame around the page.

4


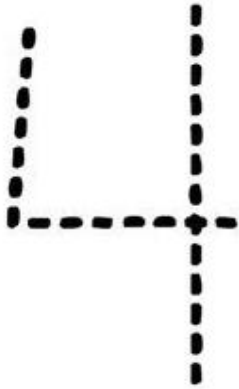

**Stands for four
directions**

Colour the number 4


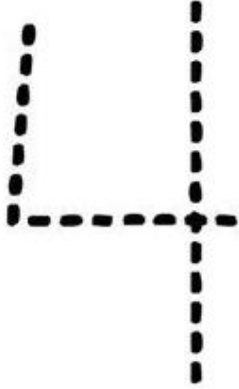



FOUR

CW



HW



Match the number with number name;

FOUR




FIVE

Count and match;



4



A decorative border of colorful balloons (blue, pink, orange) with black strings, arranged in a rectangular frame around the page content.

5

**Stands for vowels
(a,e,i,o,u)**

Color the number 5




FIVE

CW

5


Five



5	5	5	5	5	5
5	5	5	5	5	5
5	5	5	5	5	5
5	5	5	5	5	5
5	5	5	5	5	5

5

Five




5	5	5	5	5	5
5	5	5	5	5	5
5	5	5	5	5	5
5	5	5	5	5	5
5	5	5	5	5	5

Match the number with number name;

FOUR



FIVE



Draw the five balls;

c.w.


Write the numbers 1 to 5

1	2	3	4	5
1	2	3	4	5
1	2	3	4	5
1	2	3	4	5

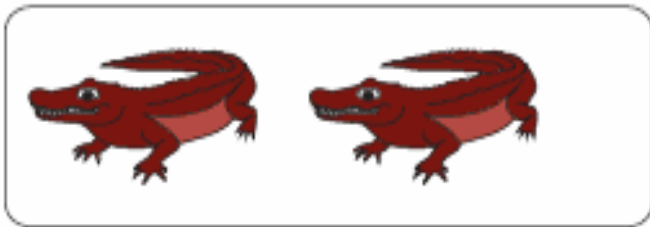
H.W. Write the numbers 1 to 5

1	2	3	4	5
1	2	3	4	5
1	2	3	4	5
1	2	3	4	5

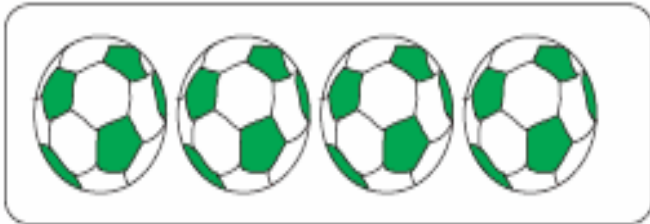
C.W. Count and match;



2



5



1


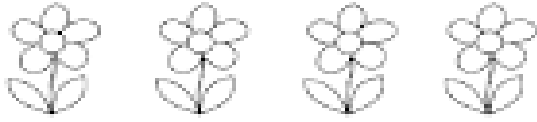


4



3

H.W. Count and match



5

3

4

1


2

A decorative border of colorful balloons (blue, pink, orange) with black strings, arranged in a rectangular frame around the page.

6

Stands for Six Seasons

**Summer, winter, autumn, Rainy,
spring, Pre-Winter**




Color the number 6

6
Six




Match the number with number name;

SIX



SEVEN


Find and color the number 6





7

Stands for days of the Week
(Monday, Tuesday,
Wednesday, Thursday, Friday,
Saturday, Sunday)



Color the number 7

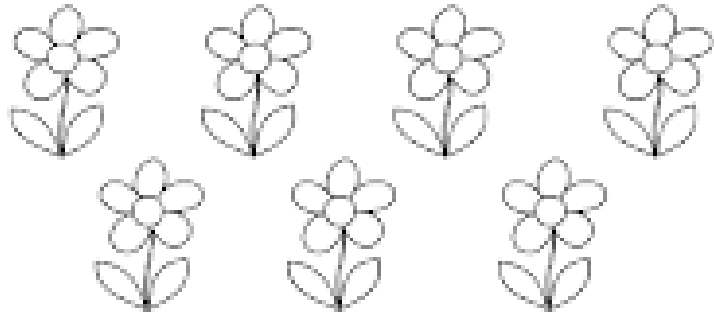


SEVEN

cw

7

Seven

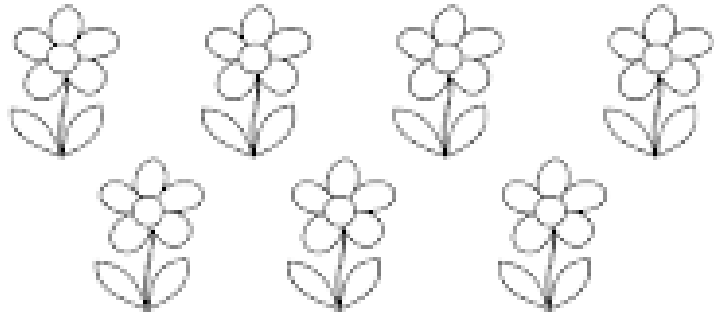


7	7	7	7	7	7
7	7	7	7	7	7
7	7	7	7	7	7
7	7	7	7	7	7
7	7	7	7	7	7

HW

7

Seven



7	7	7	7	7	7
7	7	7	7	7	7
7	7	7	7	7	7
7	7	7	7	7	7
7	7	7	7	7	7



Match the number with number name;

EIGHT




SEVEN



Find the number 7 and circle it;


7 7
9 5
2 0 1 7
6
7 6
2 4 4 7

A decorative border of colorful balloons (blue, pink, orange) with black strings, arranged in a rectangular frame around the page.

8

Stands for eight legs of spider



Colour the number 8



EIGHT



CW

8



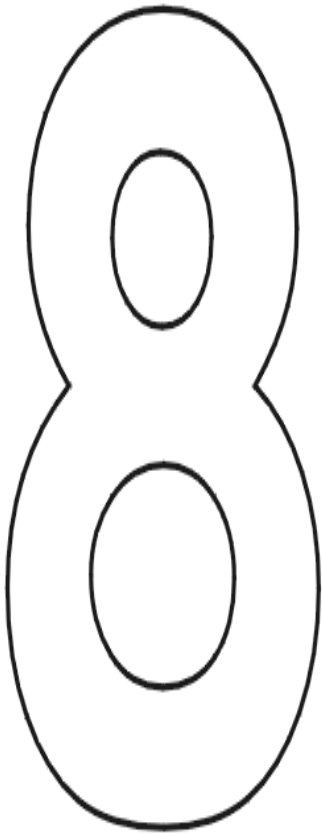
HW

8



Match the number with number name

EIGHT



NINE

Find and circle the number 8


1 8 4 8
6 7 6
7 3 3 7 2 8
6 8 6
1 6 2 7 3
7 5 8 7 8

A decorative border of colorful balloons (blue, pink, orange) with black strings, arranged in a rectangular frame around the page.

9


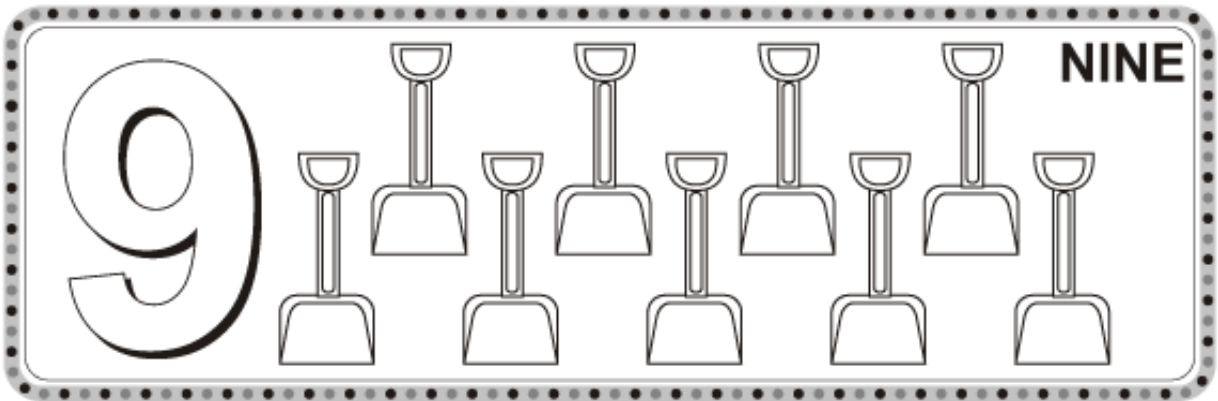
Stands for Nine Planets

Colour the number 9:





NINE

CW



HW





Match the number with number name:


9

NINE

TEN

Find and color the number 9:

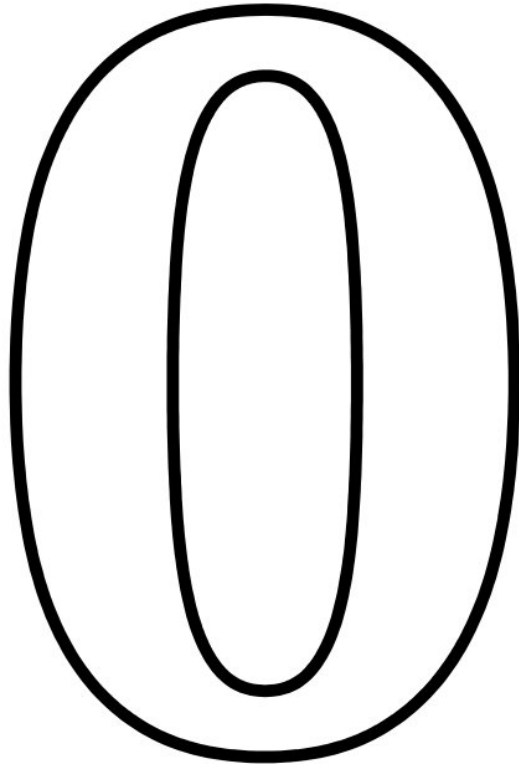




0

**Aryabhata (India) gave the world the digit
"0" (zero)**

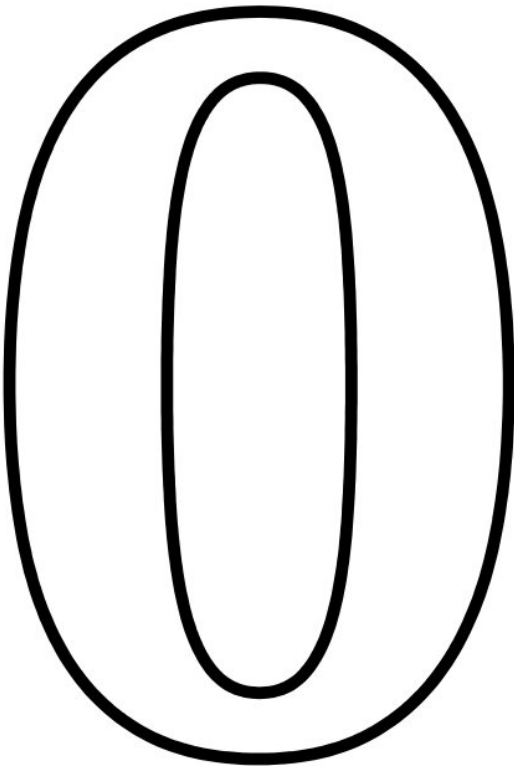
Color the number 0:



ZERO

Match the number name with number:

ZERO



ONE

Find Number 0



A collection of numbers in circles scattered across the page. The numbers include 0, 1, 2, 3, 4, 5, and 6. A central illustration of a boy holding a large number 0 is also present.



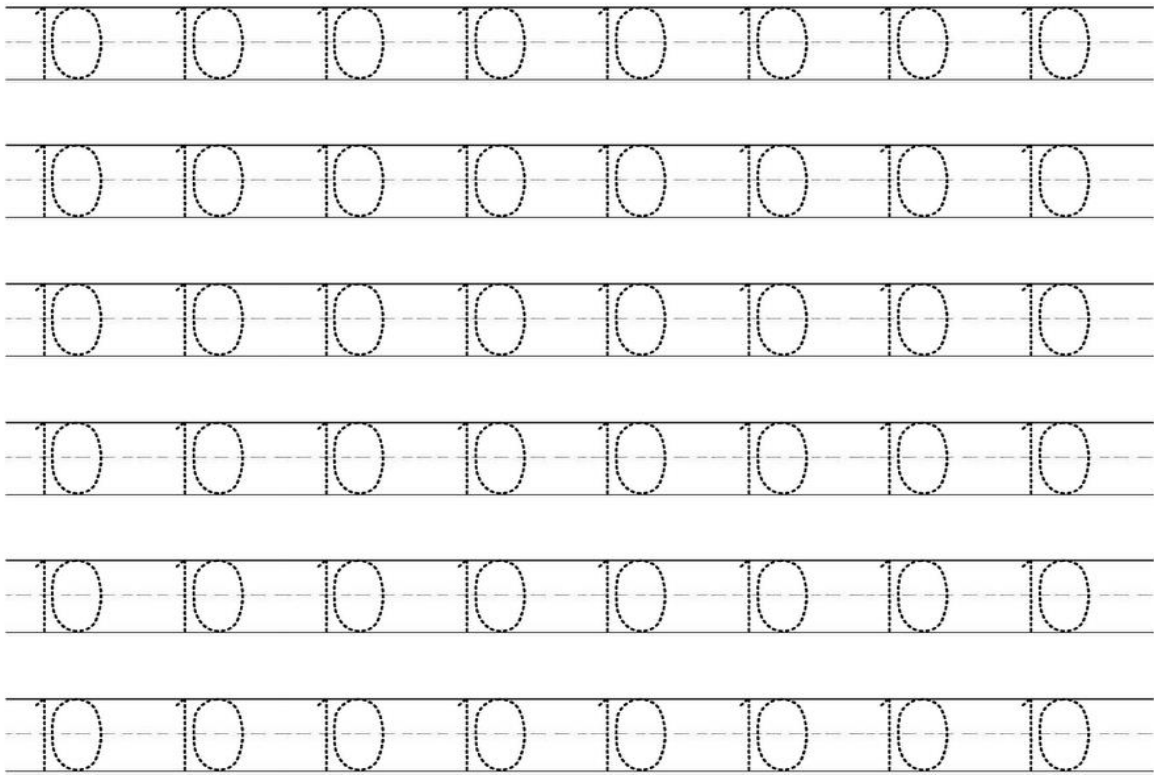

A decorative border of colorful balloons (blue, pink, orange) with black strings, arranged in a rectangular frame around the page.

10

Stands for our fingers and toes

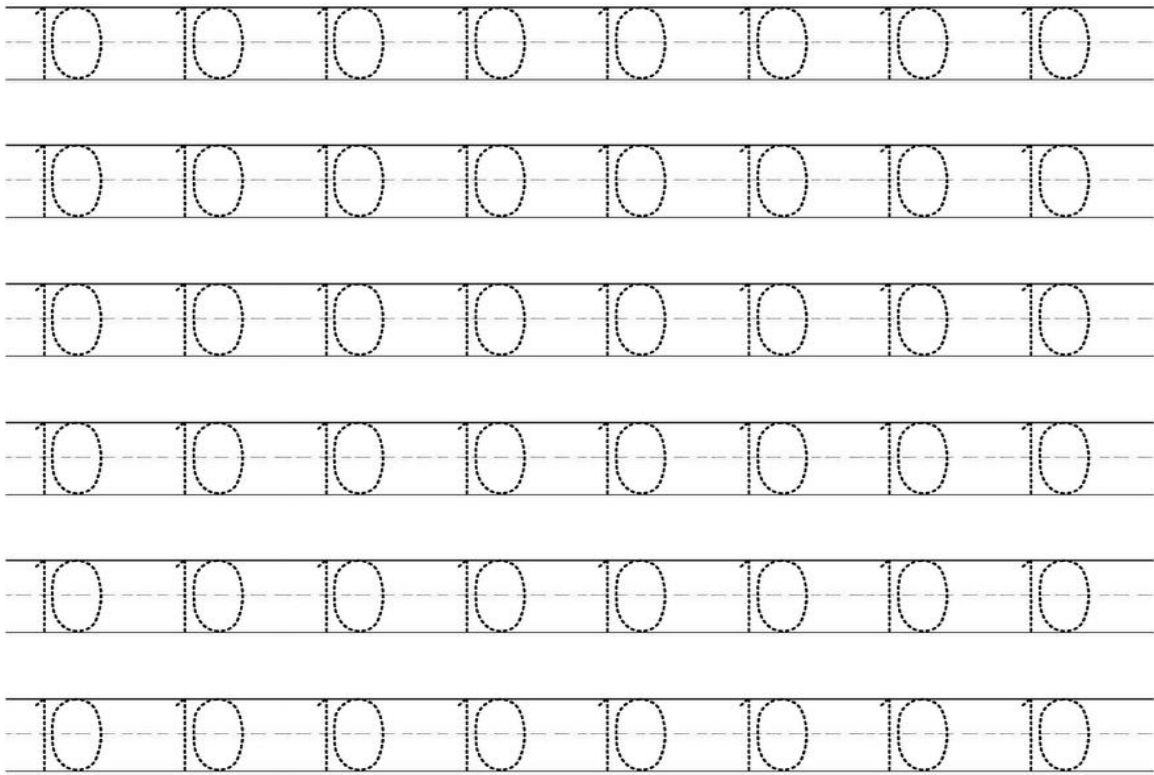

CW

10







































HW

10








































CW

1 1  **ELEVEN**


HW

11  **ELEVEN**

HW

THIRTEEN




A large rectangular box with a dotted border containing the number '13' in a large outline font on the left. To the right of the number are 13 Christmas ornaments arranged in two rows: the top row has 7 ornaments and the bottom row has 6 ornaments. The word 'THIRTEEN' is written in bold, black, uppercase letters in the top right corner of the box.

13	13	13	13	13	13
13	13	13	13	13	13
13	13	13	13	13	13
13	13	13	13	13	13
13	13	13	13	13	13
13	13	13	13	13	13

A grid of 42 boxes (6 rows by 7 columns) for tracing the number 13. Each box contains the number '13' in a dotted font. The first box in each row contains a solid outline of the number '13' for reference, while the remaining 6 boxes in each row contain dotted versions for tracing.

HW

NINETEEN



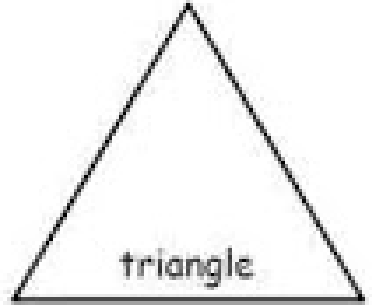
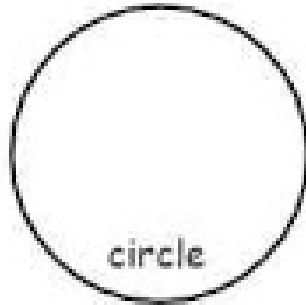

A large graphic showing the number '19' in a bold outline font. To the right of the number is a 3x7 grid of 21 diamonds, representing the number 19.

19	19	19	19	19	19
19	19	19	19	19	19
19	19	19	19	19	19
19	19	19	19	19	19
19	19	19	19	19	19
19	19	19	19	19	19

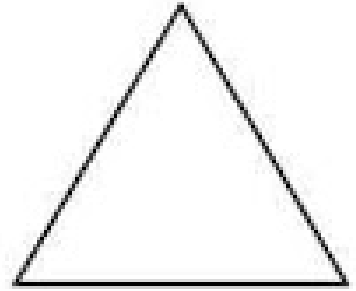




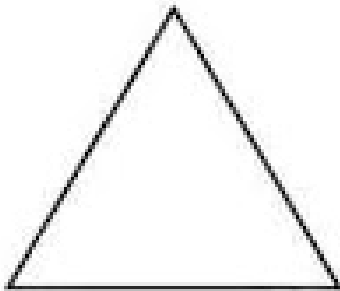

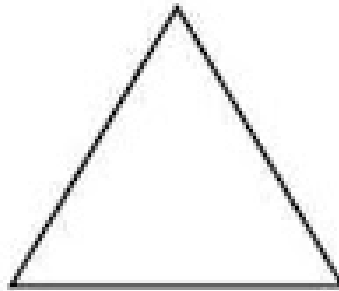

A 6x6 grid of boxes for tracing the number '19'. The first box in each row contains a solid outline of '19'. The remaining 30 boxes contain a dotted outline of '19' for tracing.

CW

Colors and Shapes



Color the squares red, the circles blue, and the triangles green.




HW

Trace the triangles and color each one a different color.



Trace the circles and color each one a different color.



Trace the rectangles and color each one a different color.



Trace the squares and color each one a different color.

