



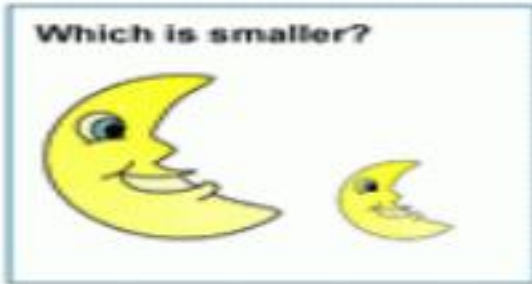
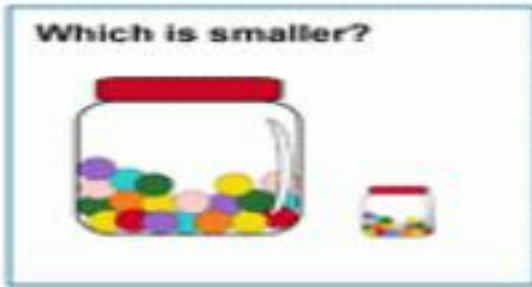

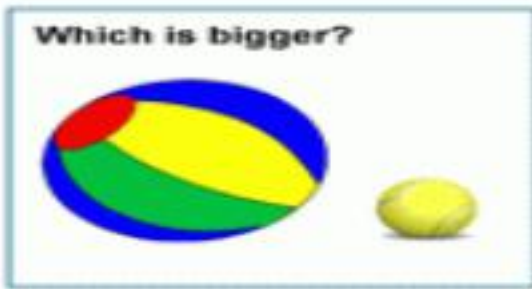
पुर्णा International School

Shree Swaminarayan Gurukul, Zundal

Sub- Maths

Grade -I

1. Look at the picture in the boxes . Answer the questions by circling the correct picture.



2- Smallest and Biggest


I- Circle the biggest picture you can see below:




II- Circle the smallest picture you can see below:



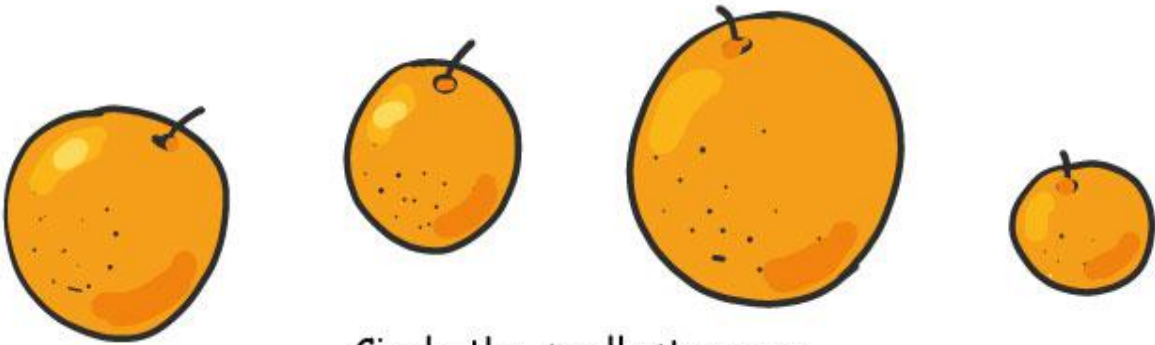
3-Which is smallest?




Circle the smallest banana



Circle the smallest strawberry





Circle the smallest orange



Circle the smallest pear

Smallest to Biggest

Number the pictures from the smallest to the biggest.



5-Colour the biggest object in each row.

