



पुर्ना International School

Shree Swaminarayan Gurukul, Zundal

















Name			
Grade	Jr.kG	Subject	Math

Summative Assessment Assignment – I (2020-21)

1. Write number counting 1 -30

1	11	21
2	12	22
3	13	23
4	14	24
5	15	25
6	16	26
7	17	27
8	18	28
9	19	29
10	20	30

2. Write after numbers.

3. Write before and after numbers.

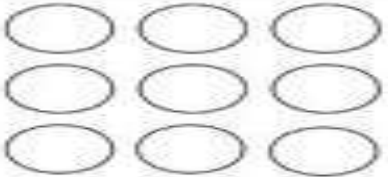
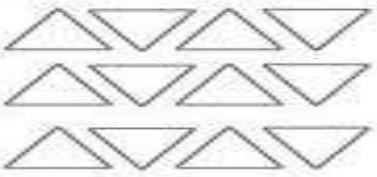
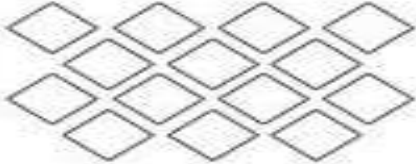
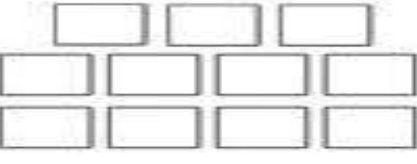
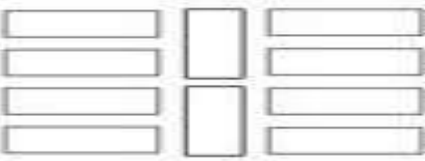

21	22	23
14	15	16
19	20	21
16	17	18
22	23	24
17	18	19
11	12	13

10	11	12
18	19	20
26	27	28
20	21	22
15	16	17
24	25	26
28	29	30

4. Write the number names.

1	One	11	Eleven
2	Two	12	Twelve
3	Three	13	Thirteen
4	Four	14	Fourteen
5	Five	15	Fifteen
6	Six	16	Sixteen
7	Seven	17	Seventeen
8	Eight	18	Eighteen
9	Nine	19	Nineteen
10	Ten	20	Twenty

5. Count and circle the correct number

	<p>9</p> <p>11</p> <p>7</p>		<p>13</p> <p>10</p> <p>12</p>
	<p>15</p> <p>14</p> <p>13</p>		<p>11</p> <p>10</p> <p>12</p>
	<p>11</p> <p>13</p> <p>10</p>		<p>13</p> <p>15</p> <p>12</p>

6. Circle the objects as per the given number

circle 5 calculators	circle 9 sharpeners
circle 8 pencils	circle 7 erasers
circle 6 rulers	circle 10 books

Q-7 Continue the pattern.


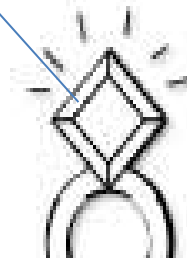

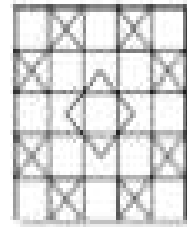



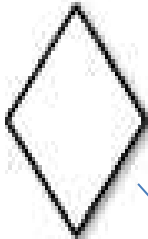

8. Write the missing numbers.

1	11	21
		22
3		
	15	
		26
8		
		29
10		

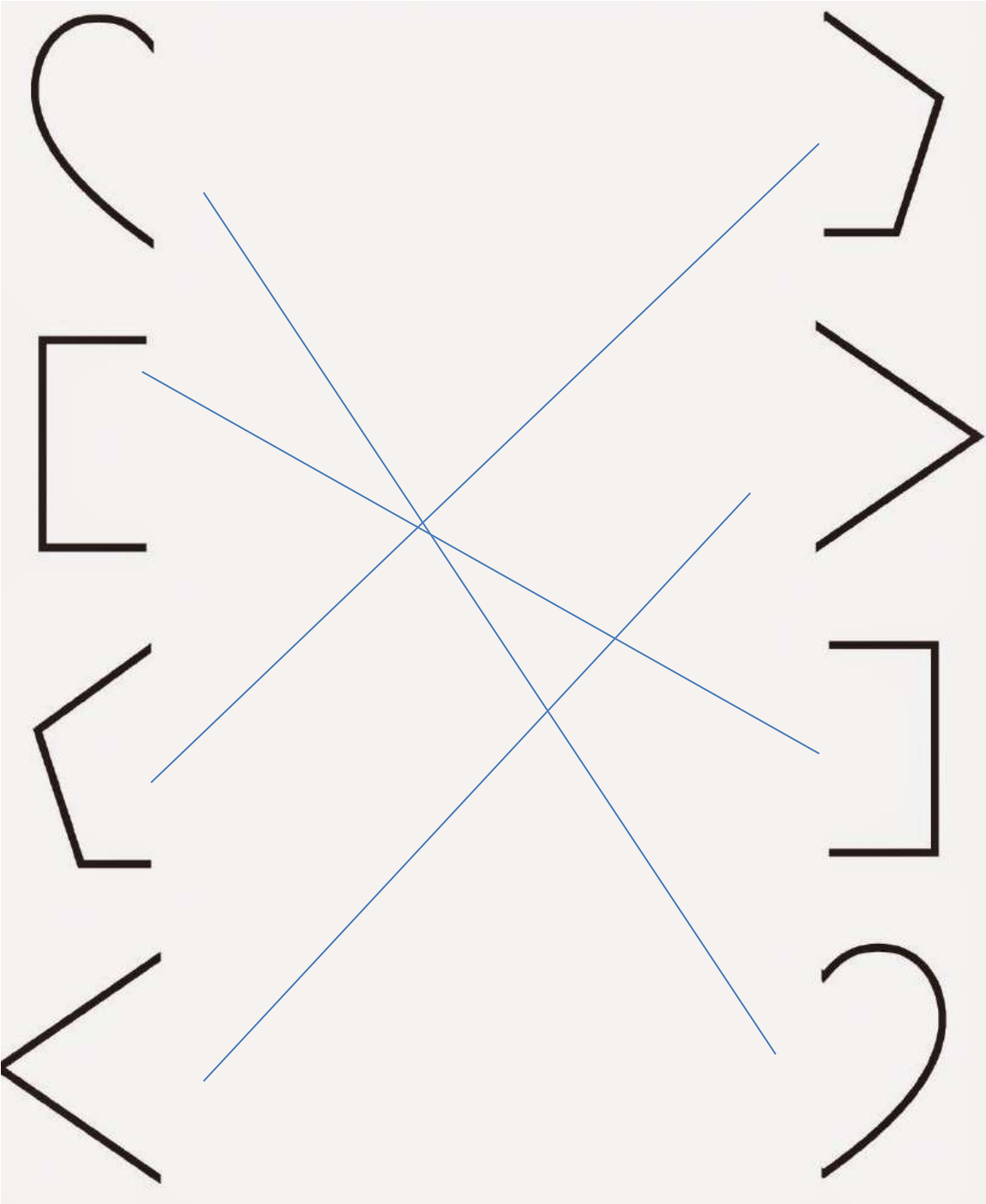
9. Write between numbers.

A grid of numbers in circles. The numbers are arranged in two columns of six rows each. The numbers in the circles are: Row 1: 5, 7; Row 2: 12, 14; Row 3: 8, 10; Row 4: 1, 3; Row 5: 15, 17; Row 6: 3, 5. The numbers in the boxes are: Row 1: 6; Row 2: 13; Row 3: 9; Row 4: 2; Row 5: 16; Row 6: 4. The numbers in the circles are: Row 1: 9, 11; Row 2: 13, 15; Row 3: 2, 4; Row 4: 18, 20; Row 5: 5, 7; Row 6: 0, 2. The numbers in the boxes are: Row 1: 10; Row 2: 14; Row 3: 3; Row 4: 19; Row 5: 6; Row 6: 1.

10. Match the shapes with the given object.



11. Draw a line to connect each shape with its other half.



12. Join the dots and colour the picture.

