



पुर्णमा International School
Shree Swaminarayan Gurukul, Zundal

Grade -

Jr.KG

Hindi

Specimen

copy

Year 21-22


INDEX

Sr. No.	Month	Topic	Sign
1	June - July	इ - ई	
2		चित्र में रंग भरे।	
3		उ - ऋ	
4		चित्र देखकर सही स्वर लिखो।	



Video Link

<https://www.youtube.com/watch?v=GBWGNvHsiFs>





इ



इत्र



इमली



इक्का



इलाइची



इडली

इ - (I)




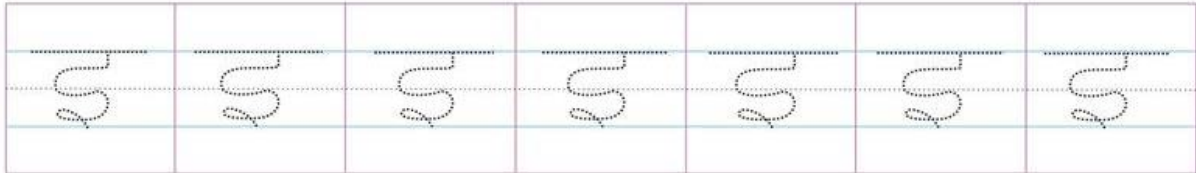
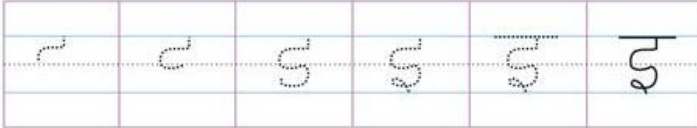
I as in India




इमली

Imali
(Tamarind)

Steps to write the letter "इ"



ई



ईश्वर (ईश)



ईख



ईद

ई - (EE)

EE as in seen


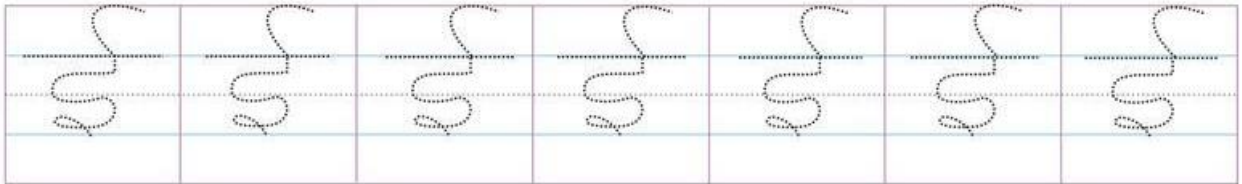
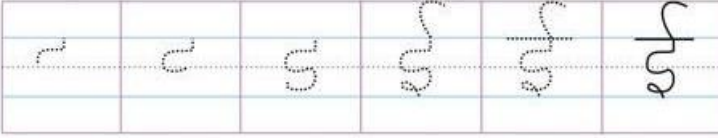


ईख

Eekh

(Sugarcane)

Steps to write the letter "ई"



चित्र में रंग भरो।




ई से ईनाम



चित्र देखकर सही स्वर लिखो।



















उ



उल्लू



उस्तरा



उबलना



उड़ना



उतरना



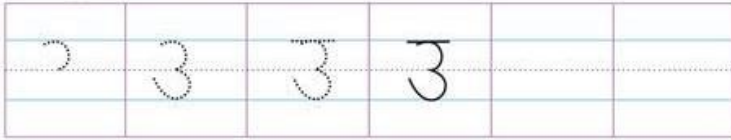
उल्टा

उ - (U)


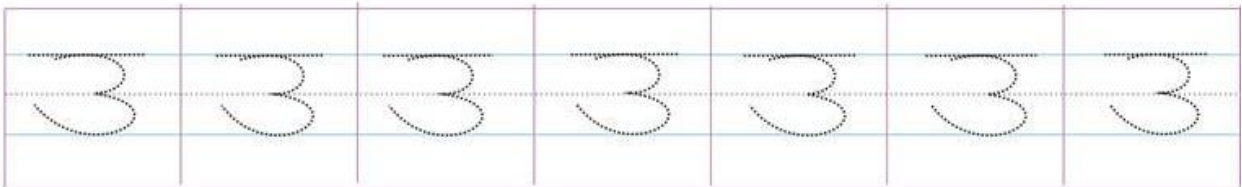
U as in put



Steps to write the letter "उ"




उल्लू
Ulluu
(Owl)




ऊ



ऊपर



ऊन



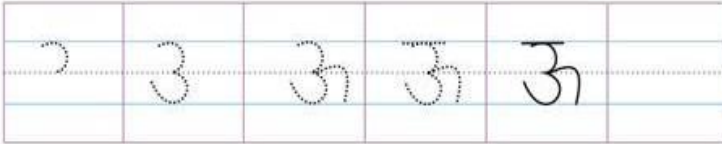
ऊदबिलाव

ऊ - (00)

00 as in Spoon



Steps to write the letter "ऊ"



ऊन

Oon
(wool)

ऊ ऊ ऊ ऊ ऊ ऊ ऊ

ऊ ऊ ऊ ऊ ऊ ऊ ऊ



अक्षर रचना

ऋ से ऋषि

www.learners101.com

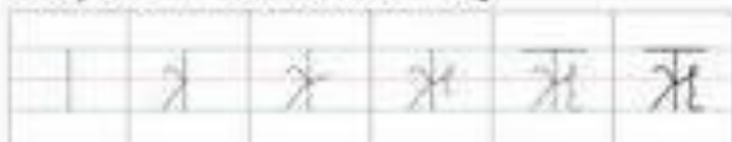
ऋ - (RI)

RI as in Rewind



ऋषि
Rishi
(Sage)

Steps to write the letter "ऋ"



ऋ ऋ ऋ ऋ ऋ ऋ ऋ

ऋ ऋ ऋ ऋ ऋ ऋ ऋ

Blank handwriting practice row with a top line and a bottom line.

Blank handwriting practice row with a top line and a bottom line.

Blank handwriting practice row with a top line and a bottom line.

Blank handwriting practice row with a top line and a bottom line.

चित्र देखकर सही स्वर लिखो ।















Activity : चित्र में रंग भरे।



उ से उल्लू



ऊ से



ऊना

