











**Q.2 Count the object and write the correct number.**

**[4 marks]**

1)		How many? 
2)		How many? 
3)		How many? 
4)		How many? 

**Q. 3 Write the number names.**

**[6 marks]**

12		1	
20		5	
10		17	

Q 4 Write the between numbers.

[6 marks]

18	—	20
----	---	----

37	—	39
----	---	----

26	—	28
----	---	----

14	—	16
----	---	----

7	—	9
---	---	---

23	—	25
----	---	----

Q.5 Match the shape with its correct object.

[4 marks]



**Q.6 Write the before numbers.**

**[6 marks]**

—	34
---	----

—	45
---	----

—	19
---	----

—	38
---	----

—	27
---	----

—	15
---	----

**Q7 Write the after numbers.**

**[4 marks]**

19	—
----	---

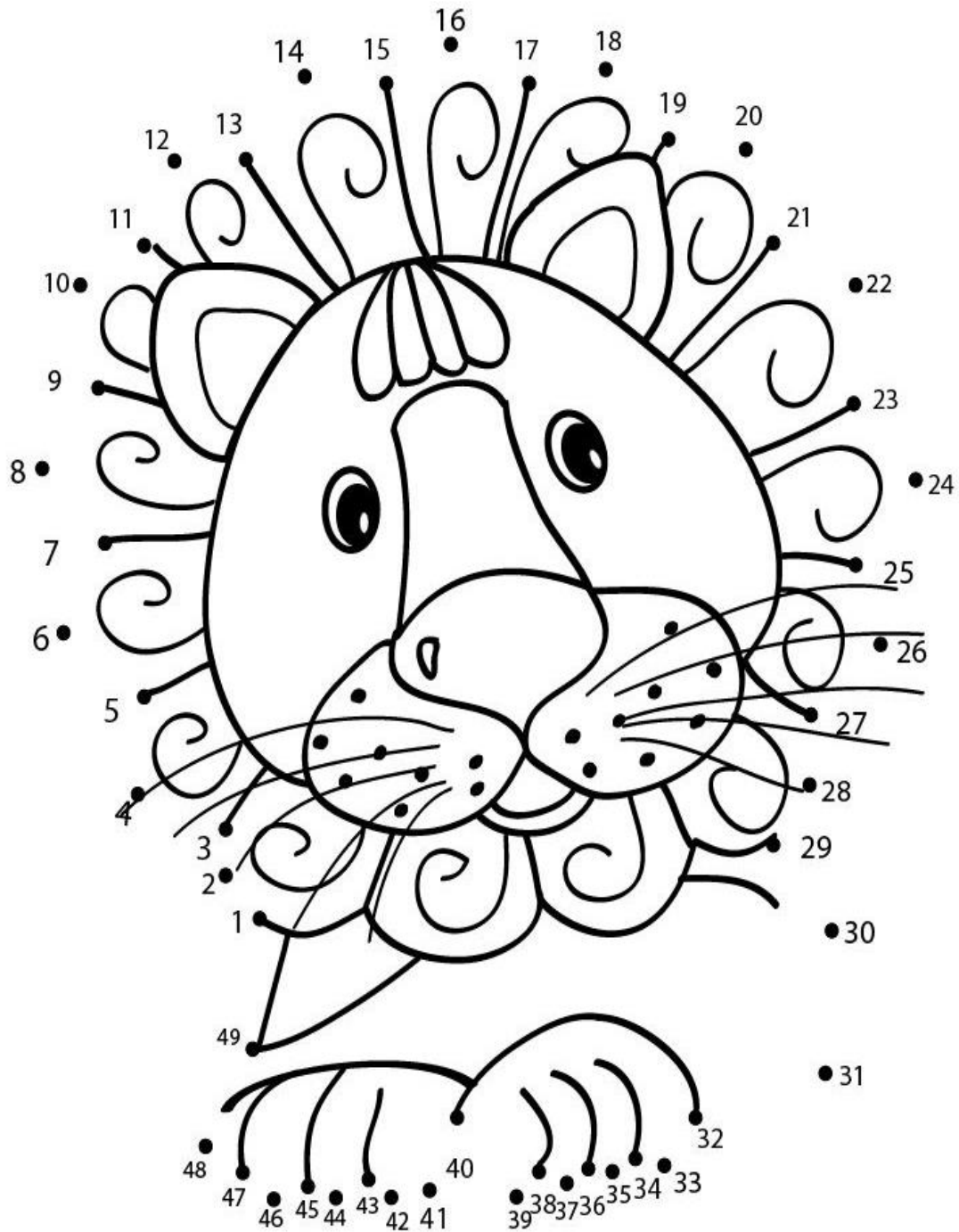
38	—
----	---

27	—
----	---

15	—
----	---

Q8 Join the dots and colour the picture.

[10 marks]



Q9 Fill in the missing letters.

[10 marks]

1- O N E

11- E \_ \_ \_ \_ N

2- T \_ \_

12- TW \_ \_ \_ \_

3- T \_ \_ \_ E

13- T \_ \_ \_ TEEN

4- F \_ \_ R

14- FOUR \_ \_ \_ \_

5- \_ \_ \_ E

15- FIF \_ \_ \_ \_

6- \_ \_ \_

16- SIX \_ \_ \_ \_

7- S \_ \_ \_ N

17- SE \_ \_ \_ \_ \_ EN

8- E \_ \_ \_ T

18- \_ \_ \_ \_ \_ EEN

9- N \_ \_ \_

19- \_ \_ \_ \_ TEEN

10- \_ \_ \_

20- TW \_ \_ \_ \_