



पुर्णिमा International School

Shree Swaminarayan Gurukul, Zundal

SUMMATIVE ASSIGNMENT -2 2020-21

Grade – Jr.KG

Subject- MATH

Syllabus - FROM TEXTBOOK

Q. 1 Write the missing numbers.

1	11	21	31	41
2	12	22	32	42
3	13	23	33	43
4	14	24	34	44
5	15	25	35	45
6	16	26	36	46
7	17	27	37	47
8	18	28	38	48
9	19	29	39	49
10	20	30	40	50

Q. 2 Write the number counting 1 to 50.













1	11	21	31	41
2	12	22	32	42
3	13	23	33	43
4	14	24	34	44
5	15	25	35	45
6	16	26	36	46
7	17	27	37	47
8	18	28	38	48
9	19	29	39	49
10	20	30	40	50

Q. 3 Write the number names 1 to 20.

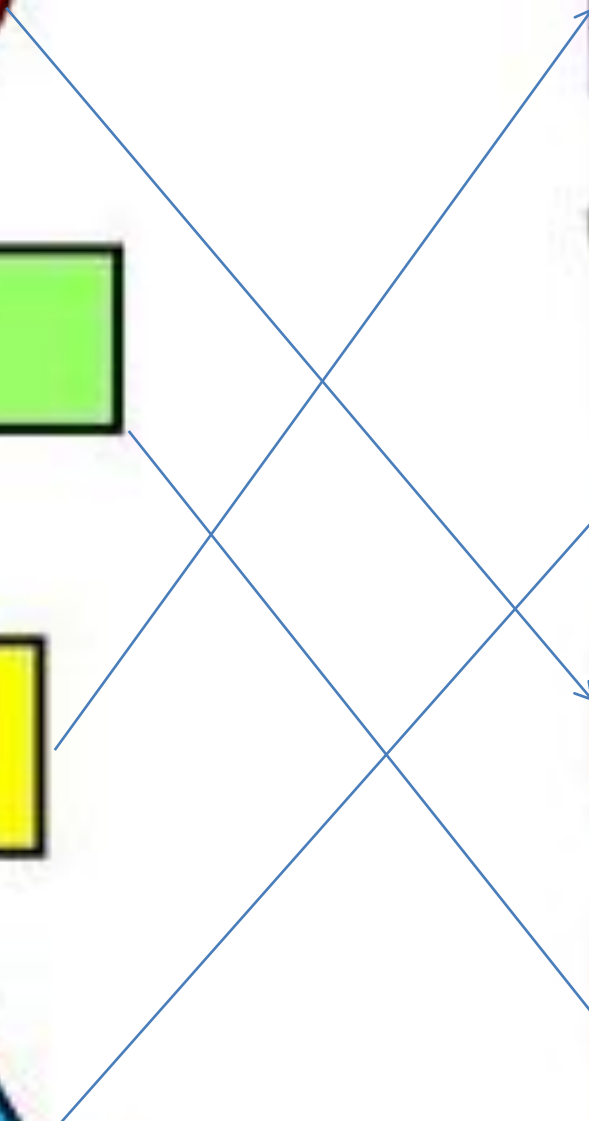
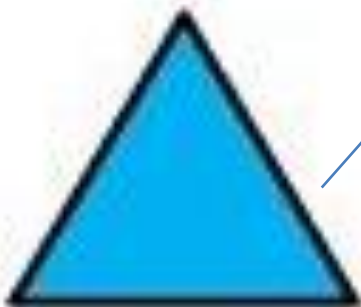


1	One	11	Eleven
2	Two	12	Twelve
3	Three	13	Thirteen
4	Four	14	Fourteen
5	Five	15	Fifteen
6	Six	16	Sixteen
7	Seven	17	Seventeen
8	Eight	18	Eighteen
9	Nine	19	Nineteen
10	Ten	20	Twenty



Q.4 Count the object and write the correct number.

1) 	How many? 
2) 	How many? 
3) 	How many? 
4) 	How many? 
5) 	How many? 
6) 	How many? 

Q.5 Match the shape with its correct object.



Q.6 Write the before numbers.

1



17



19



12



9



4



5



3



Q.7 Write the before numbers.

11 12

21 22

33 34

44 45

18 19

37 38

26 27

14 15

7 8

23 24

35 36

46 47

41 42

38 39

Q 8 Write the after numbers.

12 13

22 23

34 35

45 46

19 20

38 39

27 28

15 16

8 9

24 25

36 37

47 48

42 43

39 40

Q 9 Write the between numbers.

11 12 13

21 22 23

33 34 35

43 44 45

18 19 20

37 38 39

26 27 28

14 15 16

7 8 9

23 24 25

35 36 37

46 47 48

41 42 43

38 39 40

Q 10 Fill in the missing letters.

1- O N E

2- T _ _

3- T _ _ _ E

4- F _ _ R

5- _ _ _ E

6- _ _ _

7- S _ _ _ N

8- E _ _ _ T

9- N _ _ _

10- _ _ _

11- E _ _ _ _ N

12- TW _ _ _ _

13- T _ _ _ TEEN

14- FOUR _ _ _ _

15- FIF _ _ _ _

16- SIX _ _ _ _

17- SE _ _ _ _ _ EN

18- _ _ _ _ _ EEN

19- _ _ _ _ TEEN

20- TW _ _ _ _

Q 11 Count the object and match with the correct number.

3

5

8

7

1



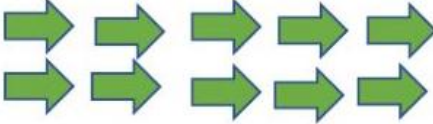





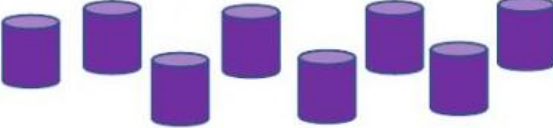

6

9

2

10

4

Q 12 Join the dots and colour the picture.

