



**पुर्णिमा International School**  
Shree Swaminarayan Gurukul, Zundal

*Grade - Sr.KG*

*Math*

*Specimen*


*copy*

*Year 22-23*


# INDEX

<b>Sr. No.</b>	<b>Month</b>	<b>Topic</b>	<b>Sign</b>
1	April - May	Pre Math Concept	
2		Number count (1 -50 )	
3		Missing numbers (1 – 50)	
4		Before Numbers	
5		After Numbers	
6		Between numbers	
7		Number names (1 -10)	
8	June	Number count (51 -100)	
9		Missing numbers	
10		Number names (11 – 20)	
11		Before Numbers	
12	July	After numbers	
13		Between numbers	
14		Table of 2	

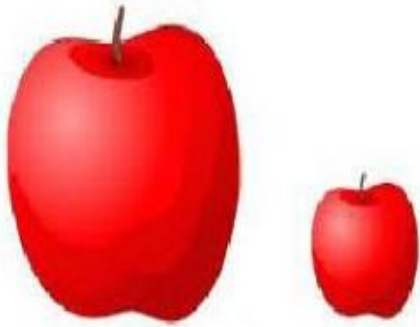
15		Number name 1 -20	
16		Number name 21 -40	
17	August	Number name 41 -60	
18		Ordinal numbers	
19		Number count 1 – 100	
20		Addition	
21		Greater than Less than Equal to	
22	September	Missing numbers 1 - 100	
23		Ascending and Descending numbers	
24		Before numbers	
25		After numbers	
26		Between numbers	



Match the big object with the small object.



**Circle the big object.**










**Circle the heavy object.**



**Circle the tall object.**




Count and write the correct number in the circle.










Activity :Colour the big elephant.



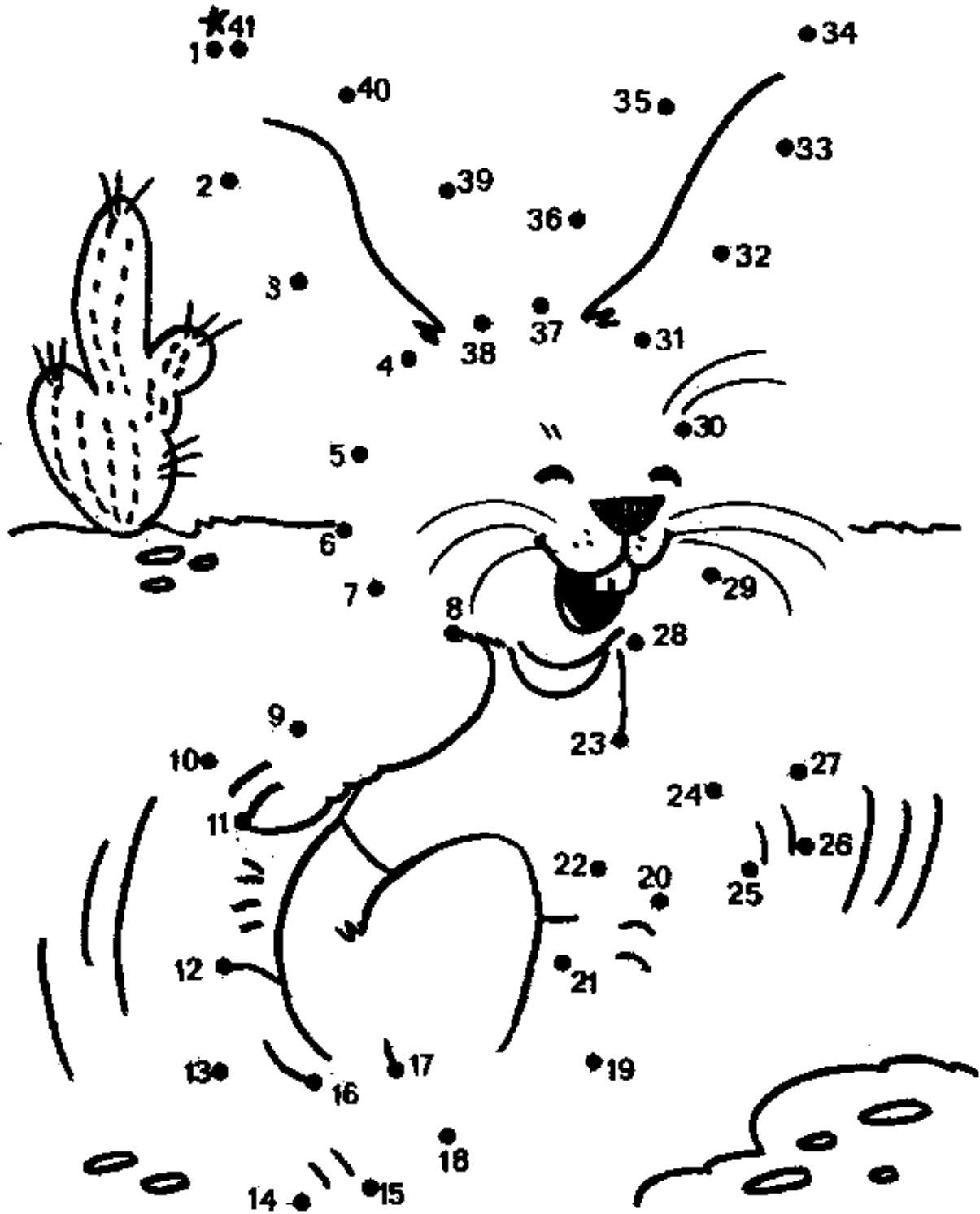




Write the missing numbers 1 to 50.



Activity : Join the dots and colour the picture.



Write the before numbers.

—	12
---	----

—	22
---	----

—	34
---	----

—	45
---	----

—	19
---	----

—	38
---	----

—	27
---	----

—	15
---	----

—	8
---	---

—	24
---	----

—	36
---	----

—	47
---	----

—	42
---	----

—	39
---	----

Write the after numbers.

12	—
----	---

22	—
----	---

34	—
----	---

45	—
----	---

19	—
----	---

38	—
----	---

27	—
----	---

15	—
----	---

8	—
---	---

24	—
----	---

36	—
----	---

47	—
----	---

42	—
----	---

39	—
----	---

Write the between numbers.

11	—	13
----	---	----

21	—	23
----	---	----

33	—	35
----	---	----

43	—	45
----	---	----

18	—	20
----	---	----

37	—	39
----	---	----

26	—	28
----	---	----

14	—	16
----	---	----

7	—	9
---	---	---

23	—	25
----	---	----





35	—	37
----	---	----

46	—	48
----	---	----

41	—	43
----	---	----

38	—	40
----	---	----

Activity: - Colour the animal which comes after lion and colour the animal which before giraffe.



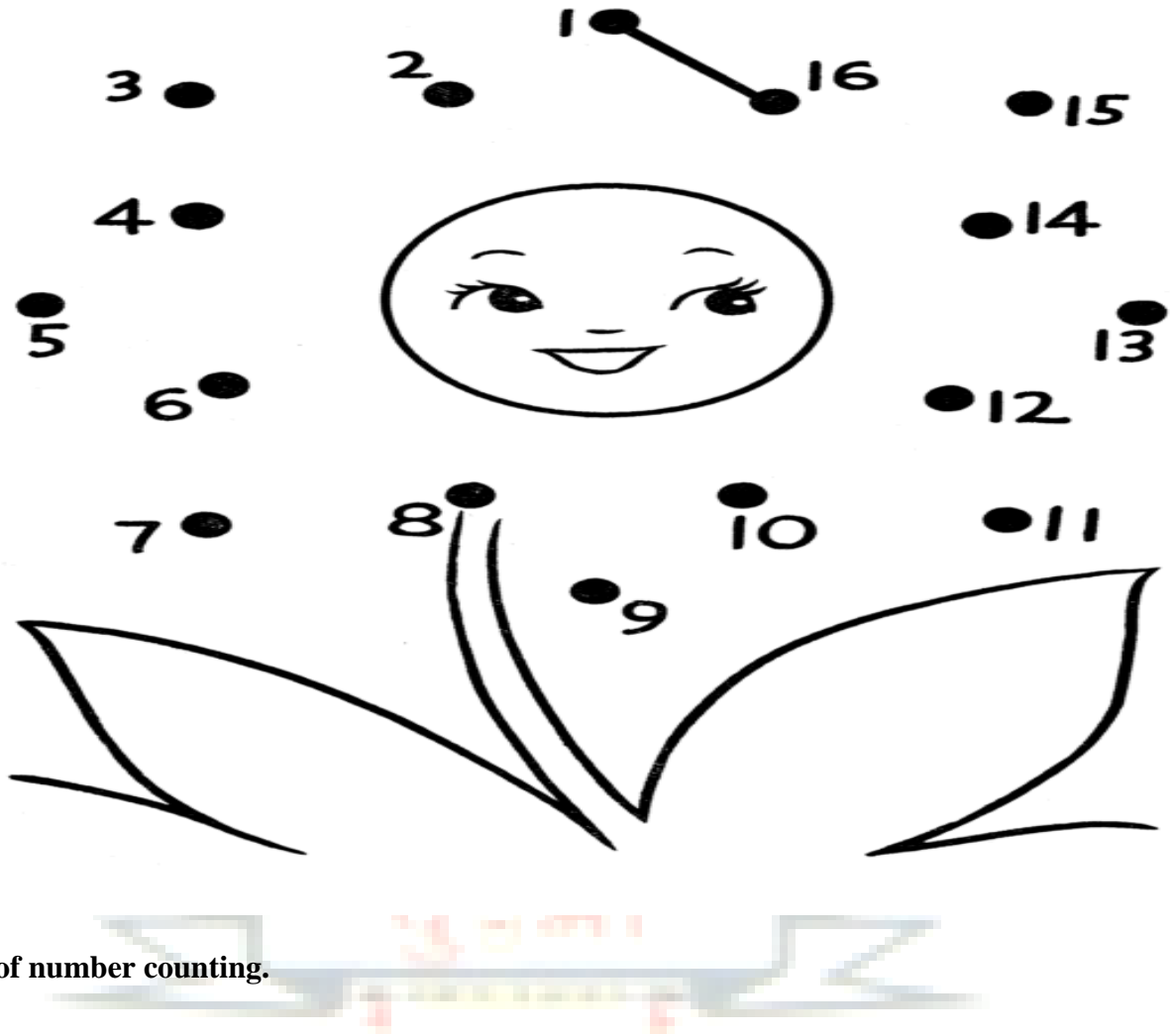
50.

Write the number names 1 to 10.

Number	Name		
1	One		
2	Two		
3	Three		
4	Four		
5	Five		
6	Six		
7	Seven		
8	Eight		
9	Nine		
10	Ten		



Activity : - Join the dots and colour the picture.





Write the missing numbers 51 to 100.

<b>51</b>	<b>61</b>	<b>71</b>	<b>81</b>	<b>91</b>
	<b>63</b>			
		<b>74</b>		
<b>55</b>			<b>85</b>	
	<b>66</b>			
				<b>97</b>
<b>58</b>				
<b>60</b>				<b>100</b>

Video Link

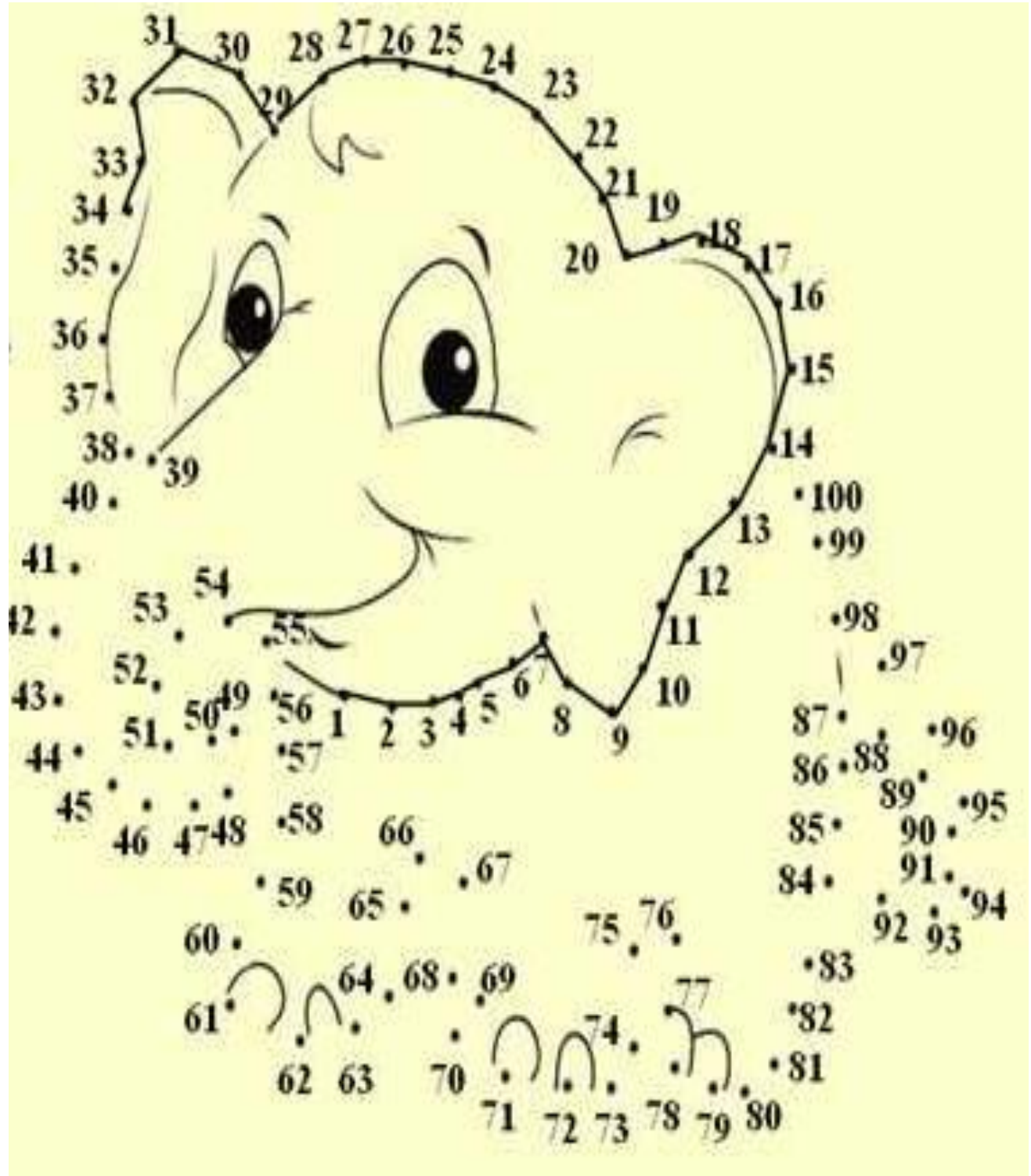
<https://www.youtube.com/watch?v= OYn3bokZok>

Write the missing numbers 1 to 100.

1			4		6	7	8		10
	12	13		15		17		19	20
21		23	24		26		28		
31	32		34			37		39	40
		43			46		48		50
	52		54		56			59	60
61		63		65		67			70
	72		74		76		78	79	
81		83		85		87		89	90
91	92		94			97	98		100

## Activity

Join the dots and colour the picture.



Write the number names 11 to 20.

Number	Name		
11	Eleven		
12	Twelve		
13	Thirteen		
14	Fourteen		
15	Fifteen		
16	Sixteen		
17	Seventeen		
18	Eighteen		
19	Nineteen		
20	Twenty		

Video Link

<https://www.youtube.com/watch?v=t2CICyzBlS>

**Write the before numbers.**

	<b>2</b>		<b>15</b>		<b>19</b>
	<b>26</b>		<b>27</b>		<b>31</b>
	<b>44</b>		<b>82</b>		<b>56</b>
	<b>60</b>		<b>90</b>		<b>3</b>






**Video Link**

<https://www.youtube.com/watch?v=4fOe7ZL-xUQ>



**Activity: - Colour the animal which comes before cat.**



**Write the after numbers.**

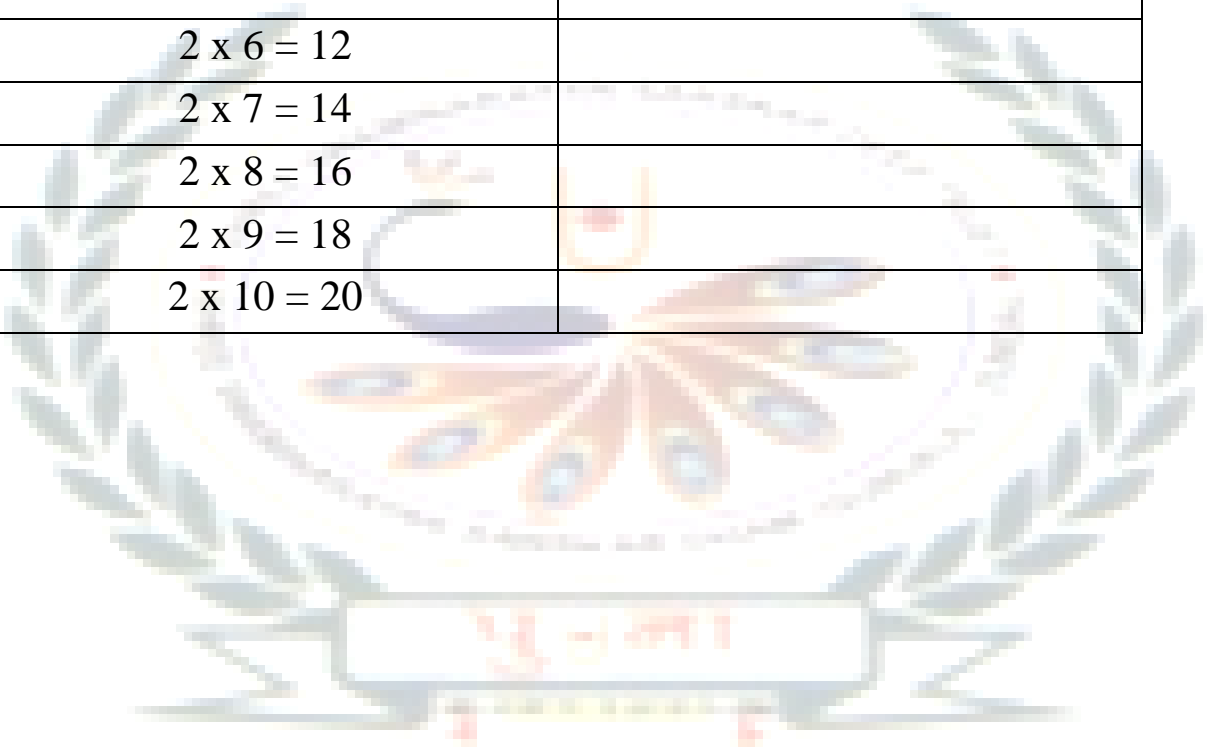
<b>5</b>	<b>6</b>	<b>34</b>	<b>35</b>	<b>15</b>	<b>16</b>
<b>19</b>	<b>20</b>	<b>46</b>	<b>47</b>	<b>18</b>	<b>19</b>
<b>28</b>	<b>29</b>	<b>44</b>	<b>45</b>	<b>49</b>	<b>50</b>
<b>22</b>	<b>23</b>	<b>5</b>	<b>6</b>	<b>29</b>	<b>30</b>

**Write the between numbers.**

<b>3</b>	<b>4</b>	<b>5</b>	<b>16</b>	<b>17</b>	<b>18</b>
<b>16</b>	<b>17</b>	<b>18</b>	<b>21</b>	<b>22</b>	<b>23</b>
<b>26</b>	<b>27</b>	<b>28</b>	<b>30</b>	<b>31</b>	<b>32</b>
<b>44</b>	<b>45</b>	<b>46</b>	<b>16</b>	<b>17</b>	<b>18</b>
<b>10</b>	<b>11</b>	<b>12</b>	<b>36</b>	<b>37</b>	<b>38</b>

Write the table of 2.

<b>2 x 1 = 2</b>	<b>2 x 1 = 2</b>
2 x 2 = 4	
2 x 3 = 6	
2 x 4 = 8	
2 x 5 = 10	
2 x 6 = 12	
2 x 7 = 14	
2 x 8 = 16	
2 x 9 = 18	
2 x 10 = 20	



Write the number names from 1 to 20.

1	One	11	Eleven
2	Two	12	Twelve
3	Three	13	Thirteen
4	Four	14	Fourteen
5	Five	15	Fifteen
6	Six	16	Sixteen
7	Seven	17	Seventeen
8	Eight	18	Eighteen
9	Nine	19	Nineteen
10	Ten	20	Twenty

**Write the number names from 21 to 40.**

21 – Twenty – one	31 – Thirty – one
22 – Twenty – two	32 – Thirty – two
23 – Twenty – three	33 – Thirty – three
24 – Twenty – four	34 – Thirty – four
25 – Twenty – five	35 – Thirty – five
26 – Twenty – six	36 – Thirty – six
27 – Twenty – seven	37 – Thirty – seven
28 – Twenty – eight	38 – Thirty – eight
29 – Twenty – nine	39 – Thirty – nine
30 – Thirty	40 – Forty

**Write the number names from 41 to 60.**

41 – Forty – one	51 – Fifty – one
42 – Forty – two	52 – Fifty – two
43 – Forty – three	53 – Fifty – three
44 – Forty – four	54 – Fifty – four
45 – Forty – five	55 – Fifty – five
46 – Forty – six	56 – Fifty – six
47 – Forty – seven	57 – Fifty – seven
48 – Forty – eight	58 – Fifty – eight
49 – Forty – nine	59 – Fifty – nine
50 – Fifty	60 – Sixty

Video Link

[https://www.youtube.com/watch?v=X89qzEr08\\_0](https://www.youtube.com/watch?v=X89qzEr08_0)

## Ordinal Numbers

**1st**

first

**2nd**

second

**3rd**

third

**4th**

fourth

**5th**

fifth

**6th**

sixth

**7th**

seventh

**8th**

eighth

**9th**

ninth

**10th**

tenth

Write the ordinal number names.

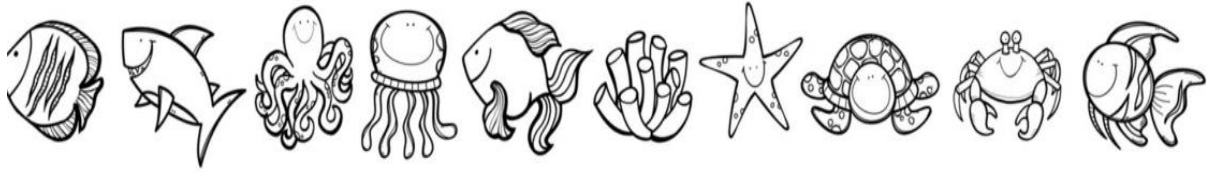
<b>1<sup>st</sup></b>	First	<b>6<sup>th</sup></b>	Sixth
<b>2<sup>nd</sup></b>	Second	<b>7<sup>th</sup></b>	Seventh
<b>3<sup>rd</sup></b>	Third	<b>8<sup>th</sup></b>	Eighth
<b>4<sup>th</sup></b>	Fourth	<b>9<sup>th</sup></b>	Ninth
<b>5<sup>th</sup></b>	Fifth	<b>10<sup>th</sup></b>	Tenth

Video Link

<https://www.youtube.com/watch?v=BaO1E21SpkI>




Activity : Look at the picture and write the correct ordinal number in the box



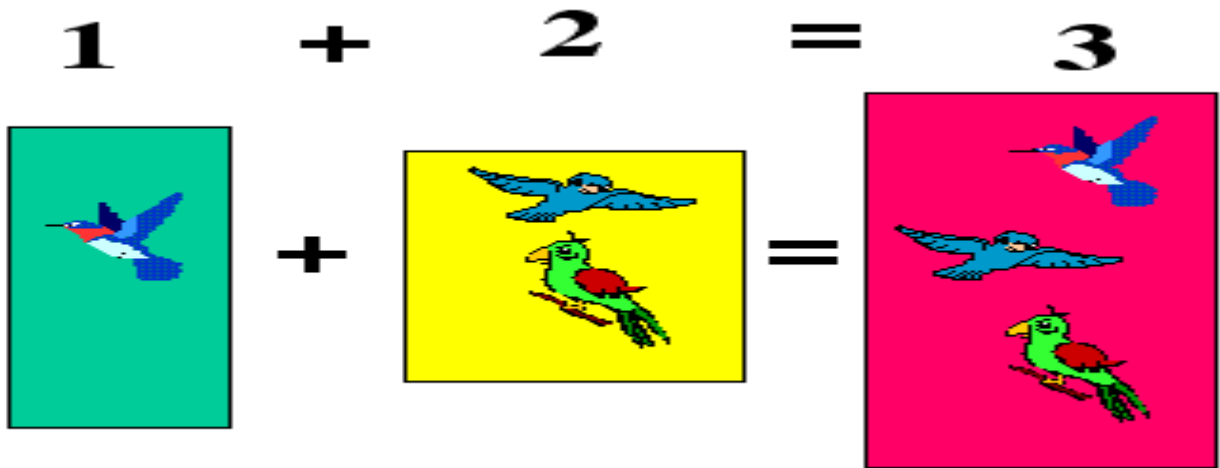
	7th		
			
	1st		
			4th
			

Write number 1 – 100.



1	11	21	31	41	51	61	71	81	91



Addition



Count and write the total number of objects in a given box.



 $+$  $=$





 $+$  $=$







Video Link.



<https://www.youtube.com/watch?v=mjlsSYLLOSE>



Addition



$$\begin{array}{r} 7 \\ + 1 \\ \hline \end{array}$$
  




$$\begin{array}{r} 5 \\ + 3 \\ \hline \end{array}$$
  




$$\begin{array}{r} 4 \\ + 4 \\ \hline \end{array}$$
  


$$\begin{array}{r} 2 \\ + 6 \\ \hline \end{array}$$
  


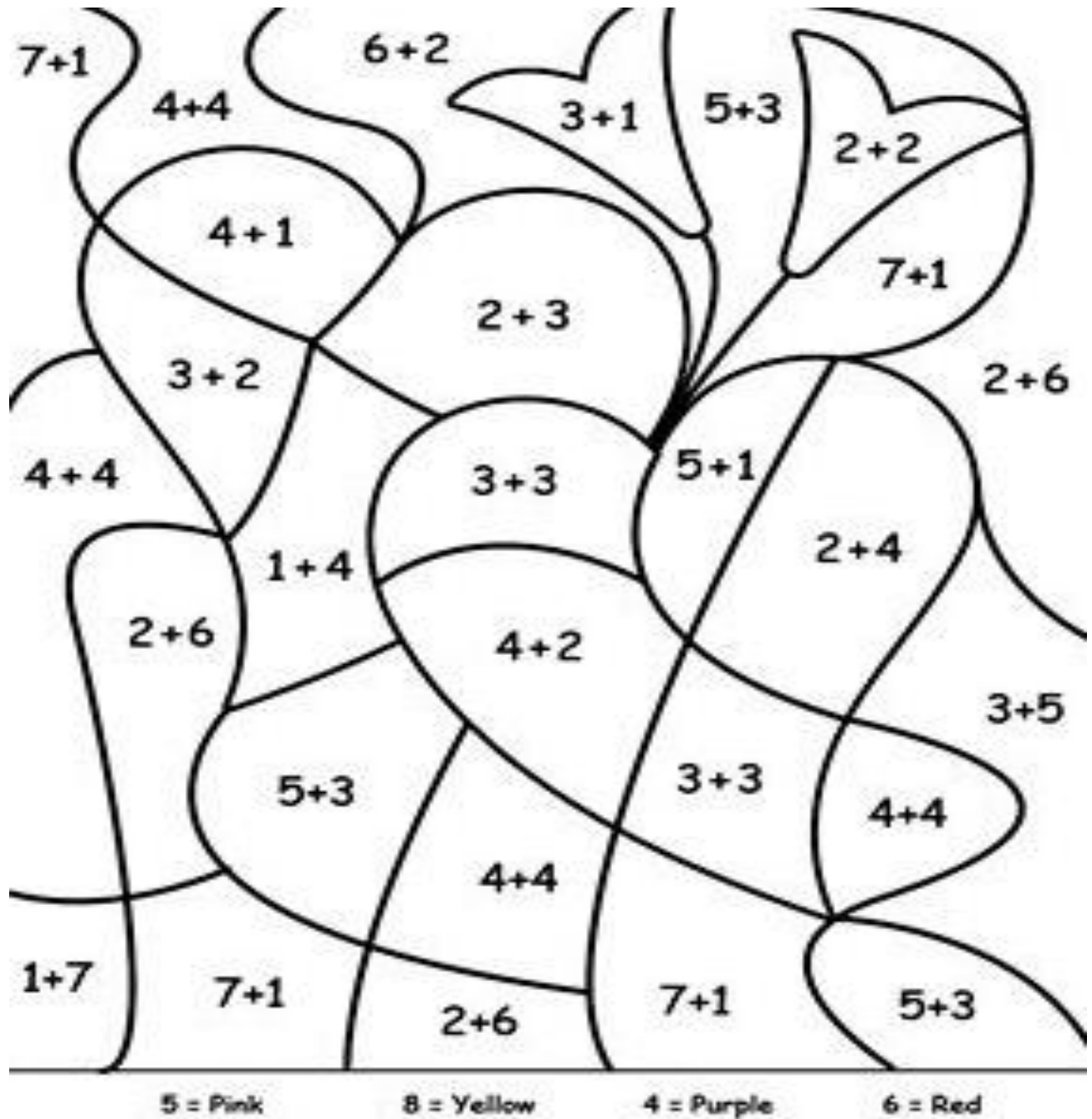
$$\begin{array}{r} 2 \\ + 7 \\ \hline \end{array}$$
  


$$\begin{array}{r} 5 \\ + 4 \\ \hline \end{array}$$
  



$$\begin{array}{r} 6 \\ + 3 \\ \hline \end{array}$$
  


$$\begin{array}{r} 4 \\ + 2 \\ \hline \end{array}$$
  



Activity: Colour the picture as per the instruction given.



Greater than, Less than. Equal to.



greater  
than



less  
than



equal

Fill in each Write  $<$ ,  $>$ , or  $=$  to compare the numbers.



8  $<$  10

7  $>$  3

9  $>$  8

4  $<$  7

2  $=$  2



15  $<$  16


16  $>$  14

11  $=$  11

19  $>$  17

12  $<$  13

Activity: Fork painting.





Write the missing numbers.

<b>1</b>			<b>31</b>					<b>81</b>	
	<b>12</b>				<b>52</b>				
		<b>23</b>							<b>93</b>
			<b>34</b>			<b>64</b>			
	<b>15</b>			<b>45</b>				<b>85</b>	
					<b>56</b>				
			<b>37</b>			<b>67</b>			<b>97</b>
<b>8</b>							<b>78</b>		
		<b>29</b>				<b>69</b>		<b>89</b>	
				<b>50</b>			<b>80</b>		<b>100</b>

Video Link

<https://www.youtube.com/watch?v=6G3WQAqx34k>

Ascending and descending numbers.

Arrange the numbers in ascending order.

22 to 26 : 22, 23, 24, 25, 26.

38 to 43 : \_\_\_\_\_

20 to 28 : \_\_\_\_\_

16 to 26 : \_\_\_\_\_

44 to 50 : \_\_\_\_\_



Arrange the numbers in descending order.

25 to 21 : 25, 24, 23, 22, 21.

48 to 42 : \_\_\_\_\_


36 to 31 : \_\_\_\_\_

20 to 16 : \_\_\_\_\_

33 to 28 : \_\_\_\_\_



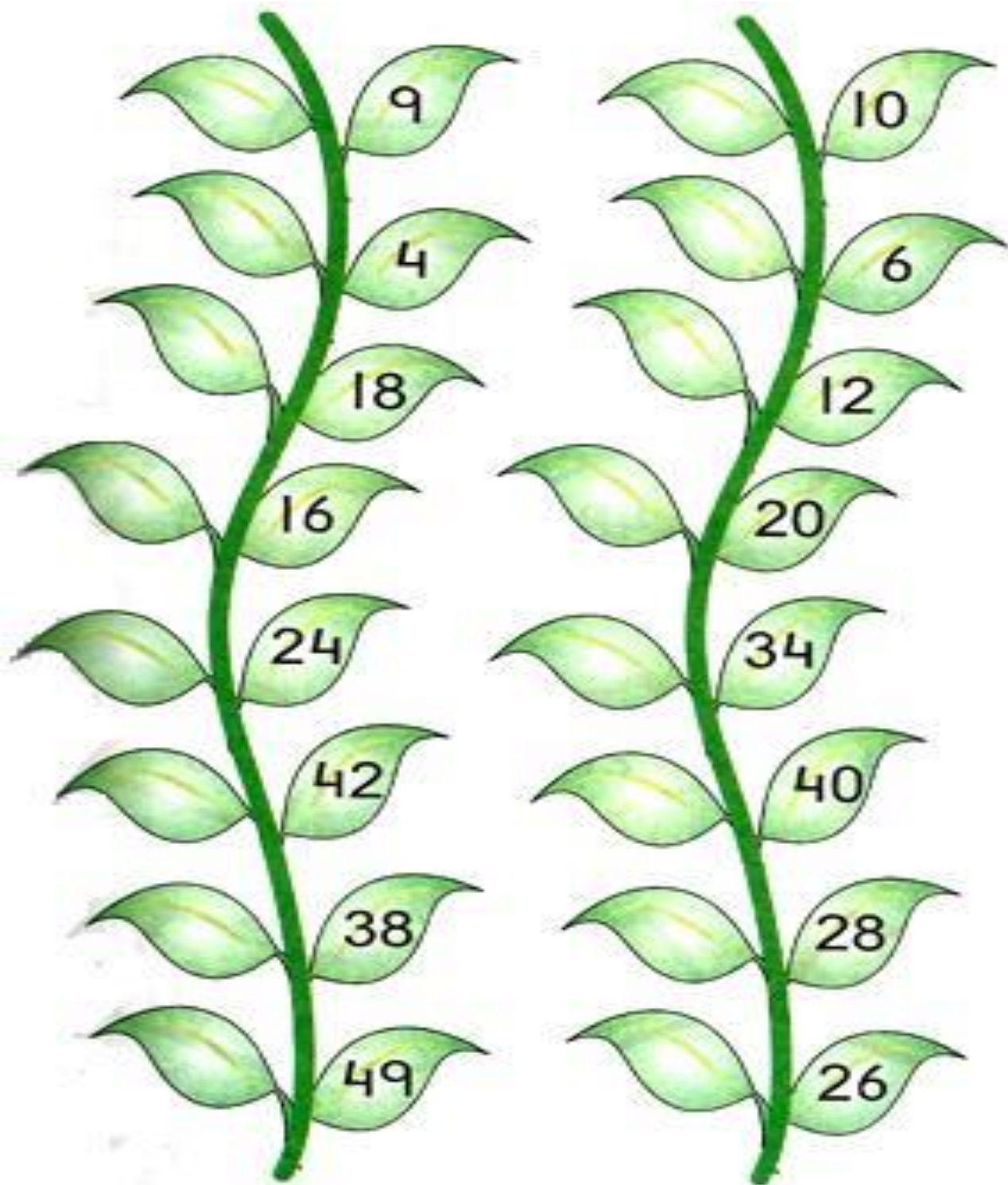
**Activity:** - Cut the strips and arrange in ascending and descending order.



**Video Link**

<https://www.youtube.com/watch?v=CpcCyq9aBQQ>

Before Numbers.



After Numbers.

12	—
----	---

22	—
----	---

34	—
----	---

45	—
----	---

19	—
----	---

38	—
----	---

27	—
----	---

15	—
----	---

8	—
---	---

24	—
----	---

36	—
----	---

47	—
----	---

42	—
----	---

39	—
----	---

Between Numbers.

51	___	53
----	-----	----

27	___	29
----	-----	----

45	___	47
----	-----	----

36	___	38
----	-----	----

79	___	81
----	-----	----

63	___	65
----	-----	----

94	___	96
----	-----	----

10	___	12
----	-----	----

49	___	51
----	-----	----

68	___	70
----	-----	----

61	___	63
----	-----	----

19	___	21
----	-----	----

14	___	16
----	-----	----

81	___	83
----	-----	----

Thank  
You