



पुर्णमा International School
Shree Swaminarayan Gurukul, Zundal

Grade - Sr.KG

EVS

Specimen

copy

Year 22-23


INDEX

Sr. No.	Month	Topic	Sign
1	April– May	Myself	
2		Body Parts	
3		My School	
4	June	My House	
5		My Computer	
6		Animal World(Domestic and Wild animals)	
7	July	Parts of plant	
8		Fruits	
9		Vegetables	
10	August	Flowers	
11		Magic words	
12		Forms of water	
13	September	Seasons	
14		Colours	

Myself.

1. My name is _____.
2. I am a _____. (boy / girl)
3. I am 5 years old.
4. I study in **Sr. KG.**
5. My school name is **.P. I. S.**

Activity :Colour the picture as indicated.



Body parts.



New words

- | | |
|------------|-----------|
| 1. Head | 9. Toes |
| 2. Nose | 10. Foot |
| 3. Eyes | 11. Hair |
| 4. Ears | 12. Mouth |
| 5. Hand | 13. Tummy |
| 6. Fingers | 14. Chest |
| 7. Leg | 15. Neck |
| 8. Tongue | 16. Arm |

Fill in the blanks

1. I see with my **eyes**.
2. I hear with my **ears**.
3. I have **2** hands.
4. I have **2** eyes.
5. I can taste with my **tongue**.
6. I can smell with my **nose**.
7. My legs helps me to **run**.

How many body parts do we have?

We have **10** fingers.

We have **2** legs.

We have **1** mouth.

We have **2** eyes.

We have **2** ears.

We have **2** hands.

We have **1** nose.

Match the body parts.

EAR

EYE

MOUTH

HAND

LEG



HAIR

NECK

NOSE

ARM

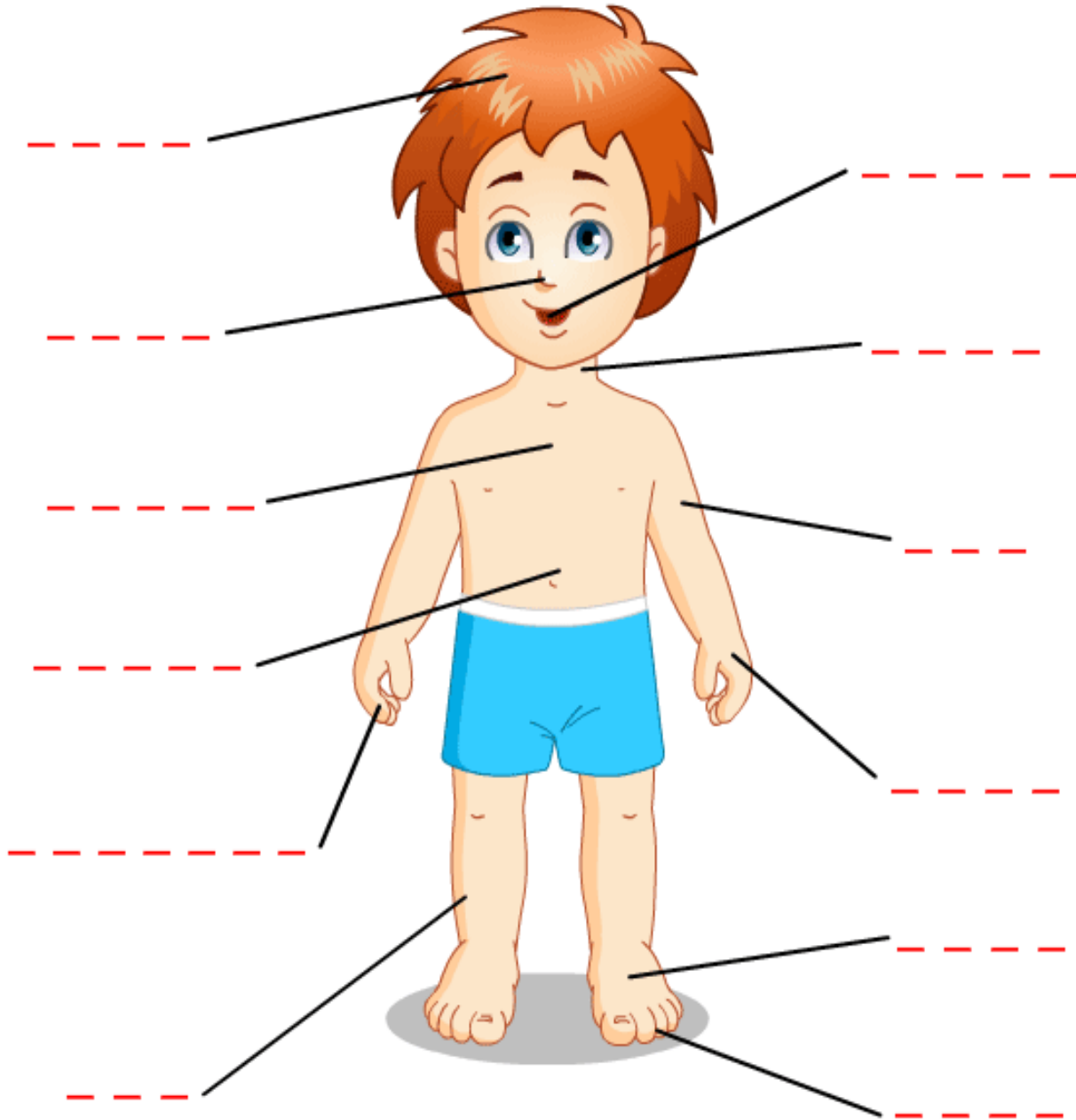
FOOT

Video link



<https://www.youtube.com/watch?v=1QfxsyAbVcM>

Label the body parts.

head	mouth	chest	fingers	arm	foot
nose	neck	tummy	leg	hand	toes



Activity : - Colour the pictures.









Video link

<https://www.youtube.com/watch?v=OErgsaBWUC4>

My Family.



Look at the picture and unscramble the words.

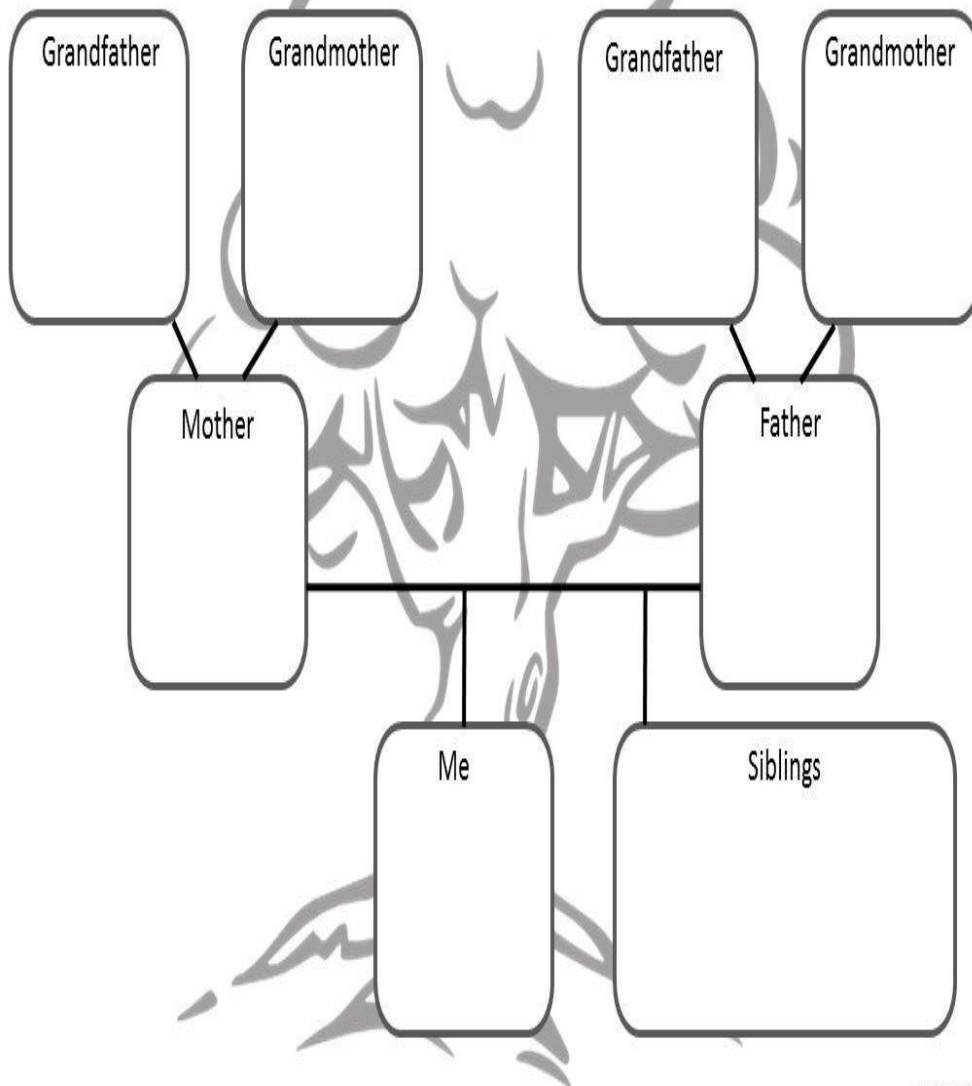
	risset <input type="text" value="sister"/>		heftar <input type="text" value="father"/>
	napgrad <input type="text" value="grandpa"/>		hortreb <input type="text" value="brother"/>
	ethrom <input type="text" value="mother"/>		dangram <input type="text" value="grandma"/>

Video link

<https://www.youtube.com/watch?v=8uPRJeRSjXk>

Activity : - Paste the pictures of your family members and colour the tree.

My Family Tree



My School



New words.

1. Bag
2. Table
3. Books
4. Pencil
5. Eraser
6. Chalk
7. Crayons
8. Scale
9. Compass box
10. Chairs
11. Lunch box
12. Duster


My School.

1. The name of my school is P. I. S .
2. It has very big campus.
3. It has 50 classes.
4. The name of my principal mam is Sadhana mam.
5. I love my school very much.

Things I can in my school bag.

Name the items.

1. _____
2. _____
3. _____
4. _____
5. _____



Video link

<https://www.youtube.com/watch?v=sWRDYAJHAoY>

Activity :Colour the picture of your school bag.



My House



New Words.

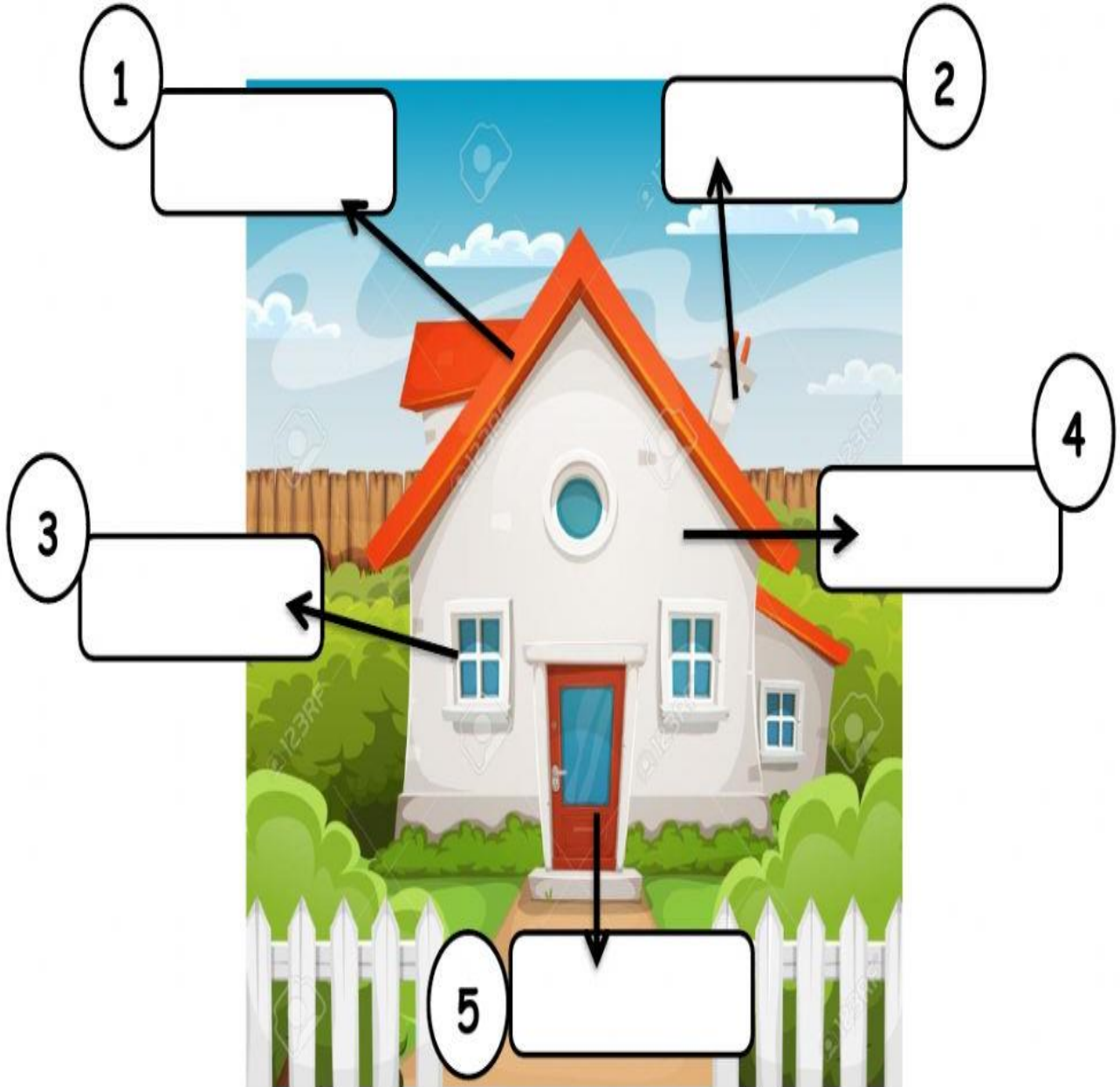
- | | |
|----------------|----------------|
| 1. Bedroom | 6. Kitchen |
| 2. House | 7. Bathroom |
| 3. Garage | 8. Garden |
| 4. Living room | 9. Play room |
| 5. Window | 10. Study room |

Video Link

<https://www.youtube.com/watch?v=R9intHqlzhc>

Look at the picture and label it.

WALL - CHIMNEY - ROOF - WINDOW - DOOR



Activity : Draw a picture of a house and colour it.



My Computer



New words

1. Mouse
2. Printer
3. Keyboard
4. Computer
5. Scanner
6. Scanner
7. Monitor
8. CPU
9. Speakers

Video Link

<https://www.youtube.com/watch?v=zh10mJEOjJ4>

Activity

Stick the blackbindis in computer parts.



Animal World



Video Link

<https://www.youtube.com/watch?v=ZFv2c9cyy8s>


Domestic Animals

1. Cat
2. Dog
3. Cow
4. Sheep
5. Goat
6. Horse
7. Hen
8. Rabbit
9. Buffalo
10. Pig
11. Donkey
12. Camel

Fill in the blanks.

1. _____ gives us milk.
2. We get wool from _____.
3. _____ carries load.
4. _____ guards our house.
5. _____ is called the ship of the desert.

Activity : Cotton bud painting on a giraffe.



Animal World



Video Link

[https://www.youtube.com/watch?v= Yh8Nx7mnaU](https://www.youtube.com/watch?v=Yh8Nx7mnaU)

Wild Animals

1. Lion
2. Tiger
3. Fox
4. Bear
5. Elephant
6. Rhino
7. Hippo
8. Leopard
9. Wolf
10. Zebra
11. Giraffe
12. Kangaroo

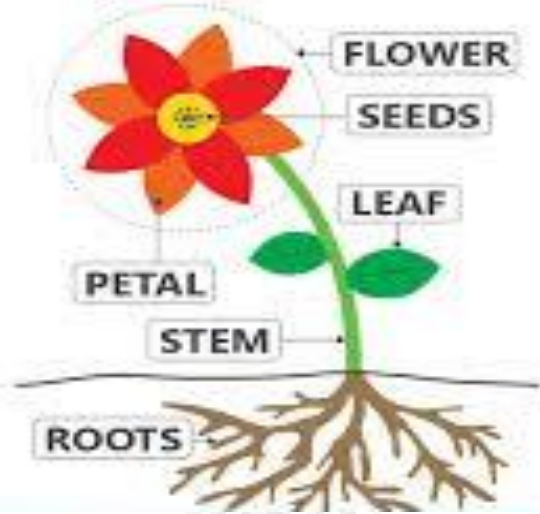
Who am I?

1. I eat meat. I am 'King of the Jungle'. _____.
2. I have a short tail and long trunk. People ride on me. Who am I?
_____.
3. I live on trees and I love to jump from one tree to another.
_____.
4. I live in forest. I have long neck. _____.
5. I live in forest. I have black and white stripes on my body. Who am I?
_____.
6. I am a pet. I love to eat carrots and I have long ears. Who am I?
_____.

Activity : Fork printing on a tiger



Parts of Plants

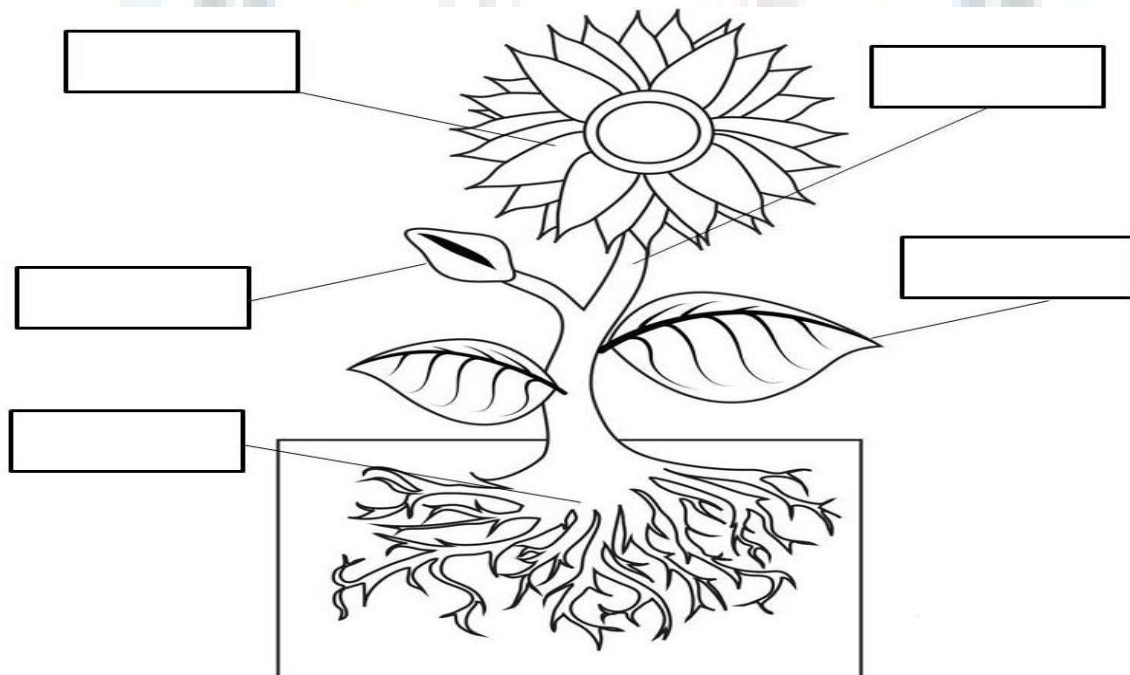


New words

1. Plant
2. Leaf
3. Roots
4. Stem
5. Tree

6. Fruit

Label the parts of the plants.



Activity :Colour the picture.



Video Link

<https://www.youtube.com/watch?v=fIA57wFCOPA>

Fruits



Fruits name

1. Apple
2. Mango
3. Orange
4. Pear
5. Papaya
6. Pineapple
7. Strawberry
8. Cherry
9. Banana
10. Melon
11. Grapes
12. Kiwi

Fill in the blanks

1. Watermelon have many seeds.



2. Mango fruit have only one seed.



3. An apple a day keeps a doctor away.



4. An orange is a very good source of Vitamin C.



5. Strawberry is used for making jam.




Activity: Draw the different types of fruits and colour it.



Video Link

https://www.youtube.com/watch?v=VL_VmGm7Fos

Vegetables



Vegetables Name

1. Potato
2. Cabbage
3. Tomato
4. Spinach
5. Radish
6. Carrot
7. Onion
8. Cauliflower
9. Brinjal
10. Capsicum
11. Cucumber
12. Peas
13. Corn
14. Pumpkin

Fill in the blanks .

1. Spinach is a leafy vegetable.



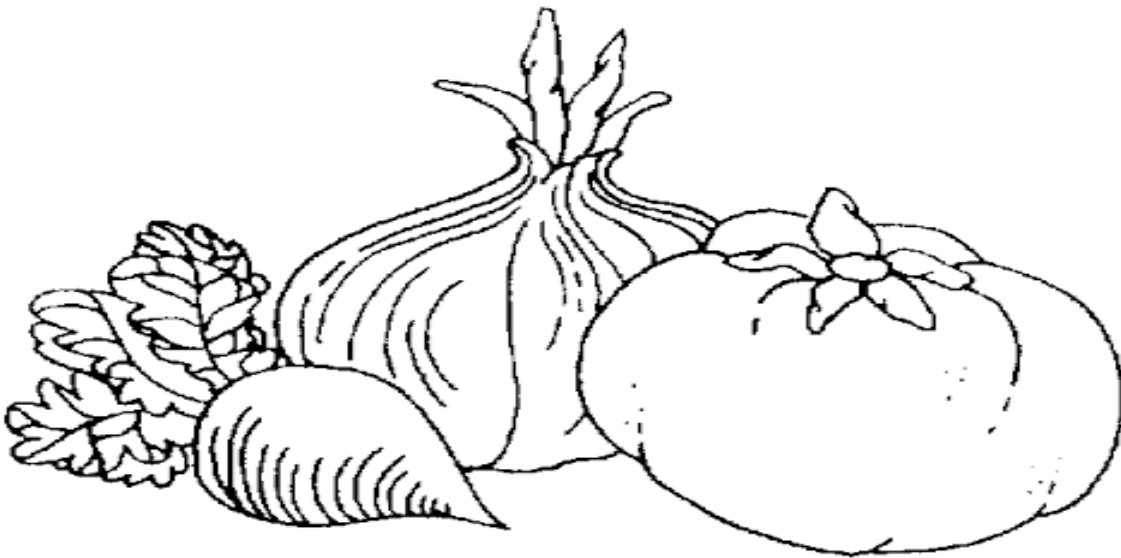
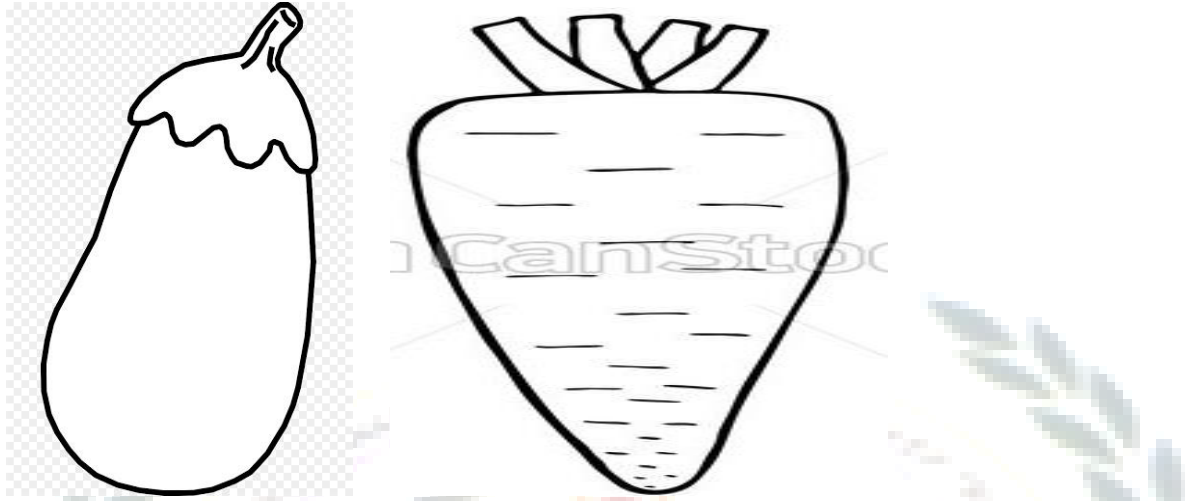
2. Bitter gourd is bitter in taste.



3. Tomato is red in colour.



Activity :Draw different types of vegetables and colour it.



Video Link

<https://www.youtube.com/watch?v=WS6AIG7q148>

Flowers



Rose



Peony



Orchids



Snowdrop



Calendula



Aster



Tulips



Bluebell



Sunflower



Jasmine



Daisy



Iris




Flowers name

1. Rose
2. Lotus
3. Lily
4. Tulip
5. Sunflower
6. Jasmine
7. Marigold
8. Dahila
9. Daisy
10. Daffodil
11. Mogra
12. Hibiscus

Video Link

<https://www.youtube.com/watch?v=BhjWaVWgkss>

Activity :Draw different types of flowers and colour it.



Magic Words



Magic Words

1. Thank you
2. Sorry
3. Please
4. Excuse me

Look at the picture and match the correct word.



Excuse me



Thank you



Please

Write the correct sequence of the picture in order of 1 to 4.



Activity: - Make a wind chime of magic words.



Video Link

<https://www.youtube.com/watch?v=EzkPhZ2ToIY>

Forms of Water



Solid

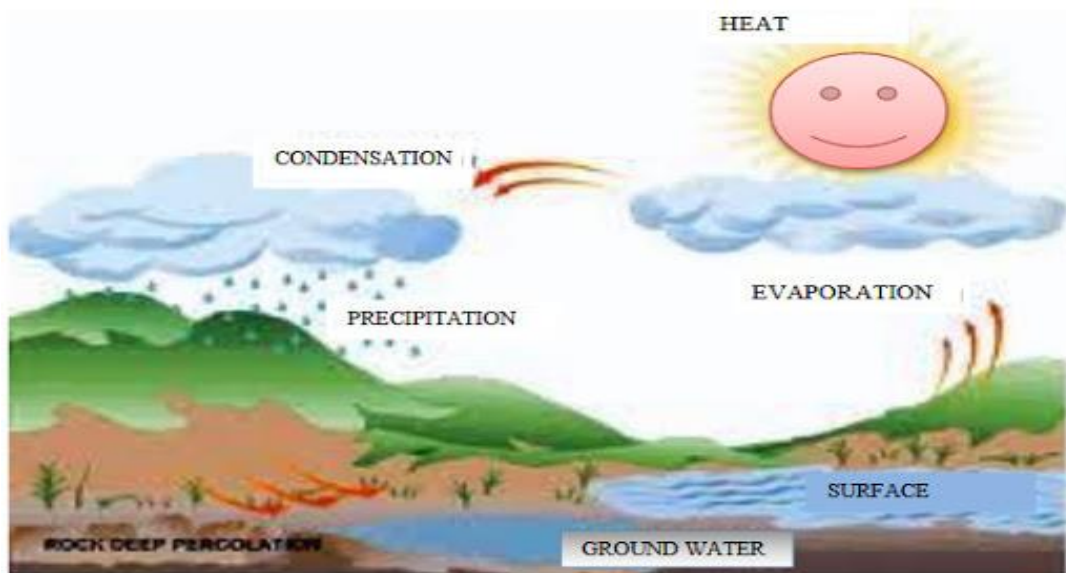


Liquid



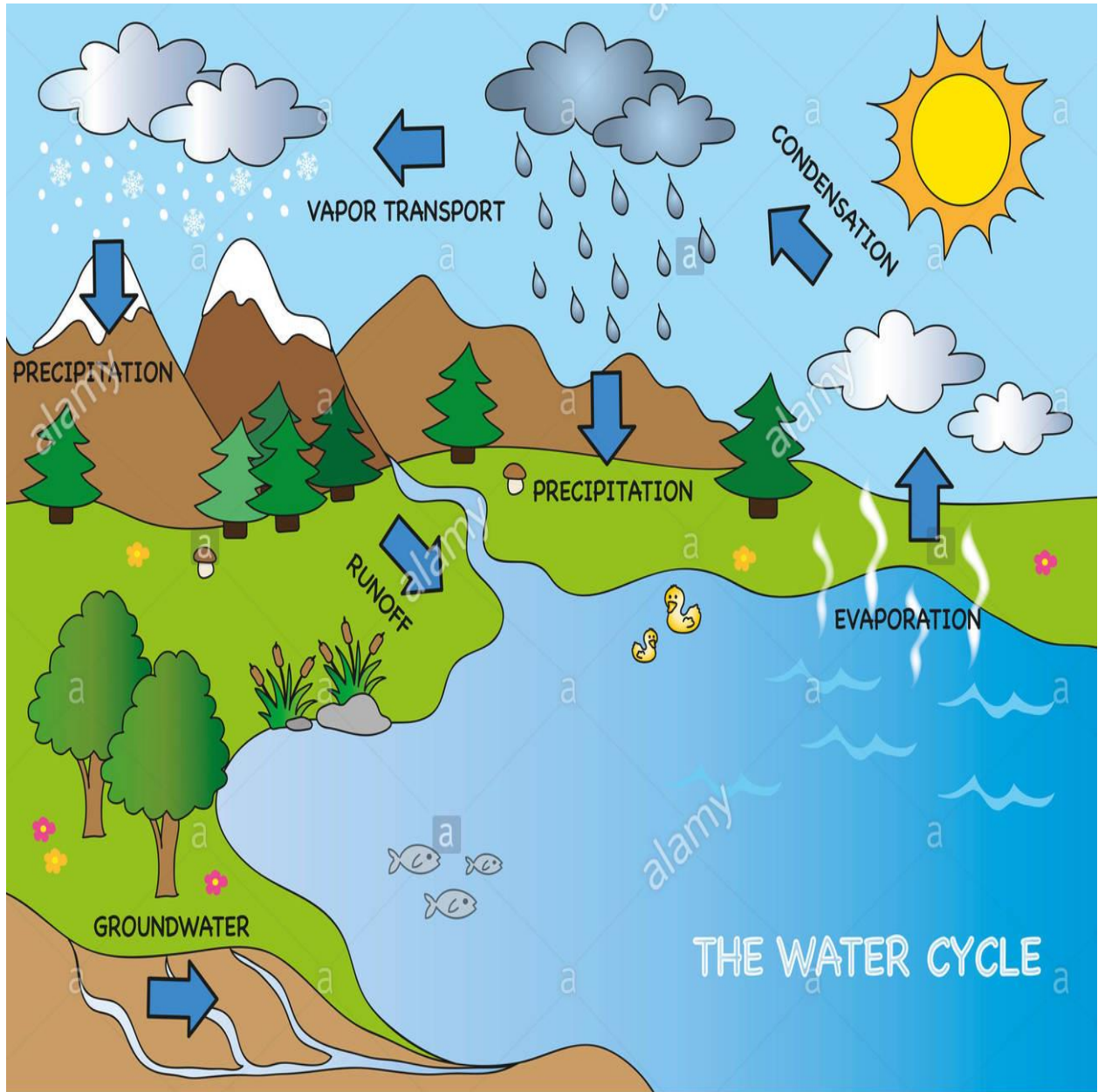
Gas

Water Cycle



Activity

Draw a picture of a water cycle.



Seasons

Four Seasons



Summer



Rainy



Autumn



Spring

Video Link.

<https://www.youtube.com/watch?v=8ZjpI6fgYSY>

Fill in the blanks from the correct option given.

1. We wear cotton clothes in summer season. (winter , summer)
2. We use raincoat in rainy season. (spring, rainy)
3. We celebrate Christmas in winter season. (Christmas, Holi)
4. We wear woolen clothes in winter season. (Woolen, cotton)

Match the picture with its season.



Autumn

Spring

Summer

Winter

Activity: - Colour the picture.




Colours



Colours Name

1. Red
2. Yellow
3. White
4. Orange
5. Green
6. Violet
7. Purple
8. Black
9. Blue
10. Pink

Write the colour names of these vegetables.



Purple

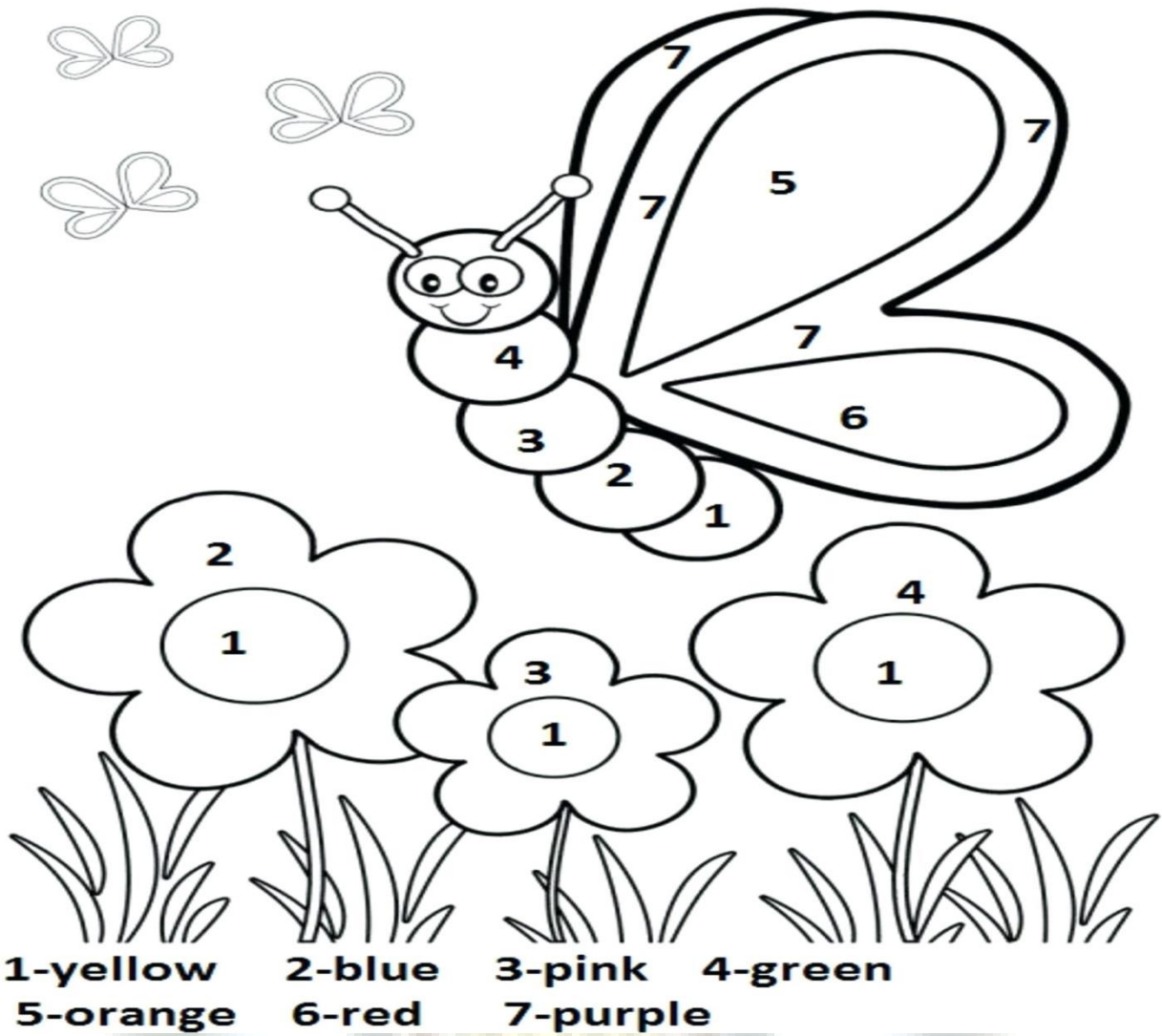


Red



Green

Activity :Colour the picture by the number.



Thank
You