



पुर्णिमा International School
Shree Swaminarayan Gurukul, Zundal

Grade – Sr.KG

EVS

Specimen

copy

Year 22-23

INDEX

Sr. No.	Month	Topic	Sign
1	April– May	Myself	
2		Body Parts	
3		My School	
4	June	My House	
5		My Computer	
6		Animal World(Domestic and Wild animals)	

Myself.

1. My name is_____.
2. I am a_____. (boy / girl)
3. I am 5 years old.
4. I study in **Sr. KG.**
5. My school name is **.P. I. S.**

Activity :Colour the picture as indicated.



Body parts.



New words

- | | |
|------------|-----------|
| 1. Head | 9. Toes |
| 2. Nose | 10. Foot |
| 3. Eyes | 11. Hair |
| 4. Ears | 12. Mouth |
| 5. Hand | 13. Tummy |
| 6. Fingers | 14. Chest |
| 7. Leg | 15. Neck |
| 8. Tongue | 16. Arm |

Fill in the blanks

1. I see with my **eyes**.
2. I hear with my **ears**.
3. I have **2** hands.
4. I have **2** eyes.
5. I can taste with my **tongue**.
6. I can smell with my **nose**.
7. My legs helps me to **run**.

How many body parts do we have?

We have **10** fingers.

We have **2** legs.

We have **1** mouth.

We have **2** eyes.

We have **2** ears.

We have **2** hands.

We have **1** nose.

Match the body parts.

EAR

EYE

MOUTH

HAND

LEG



HAIR

NECK

NOSE

ARM

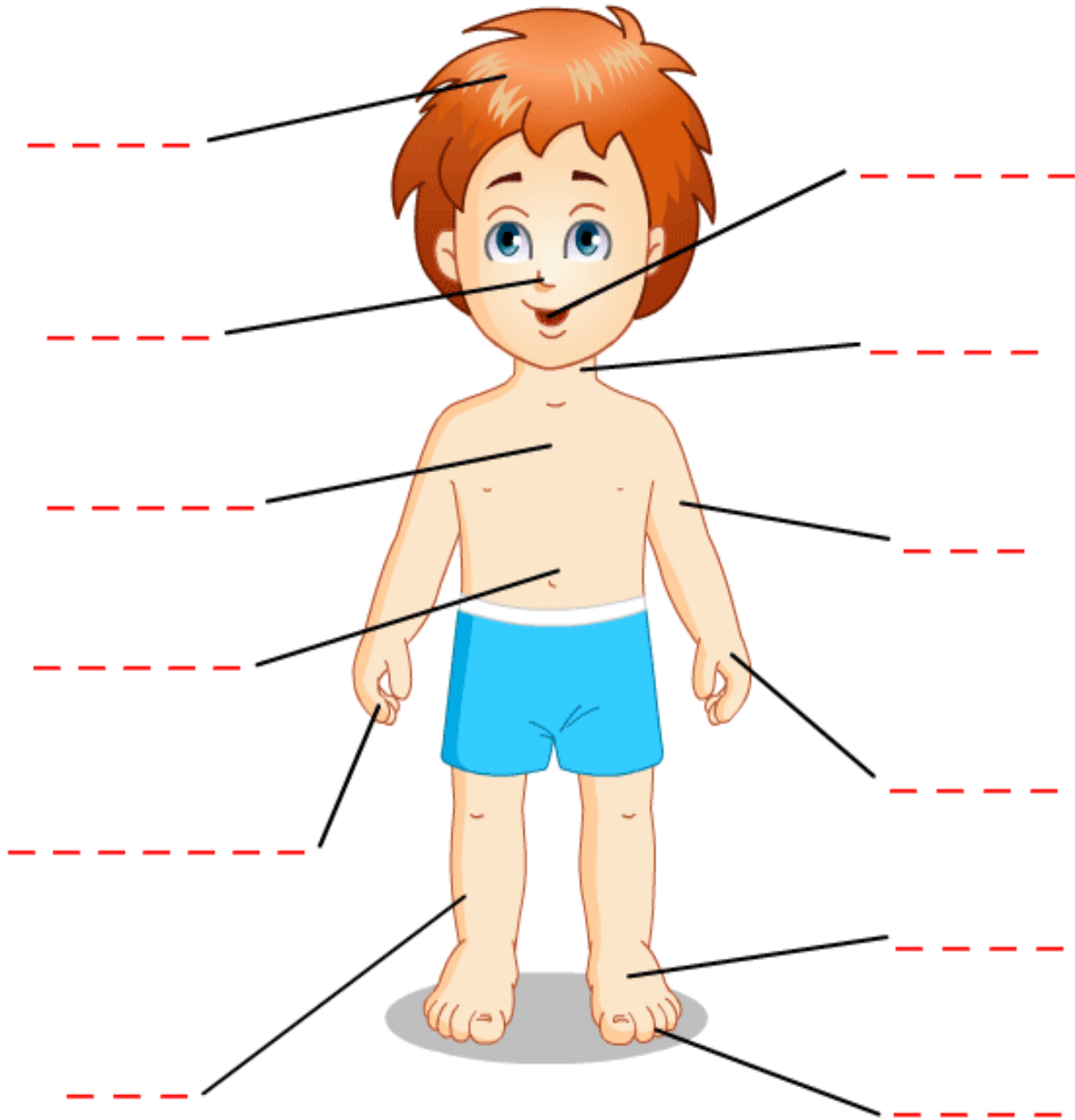
FOOT

Video link




<https://www.youtube.com/watch?v=1QfxsyAbVcM>

Label the body parts.

head	mouth	chest	fingers	arm	foot
nose	neck	tummy	leg	hand	toes



Activity : - Colour the pictures.









Video link

<https://www.youtube.com/watch?v=OErgsaBWUC4>

My Family.



Look at the picture and unscramble the words.

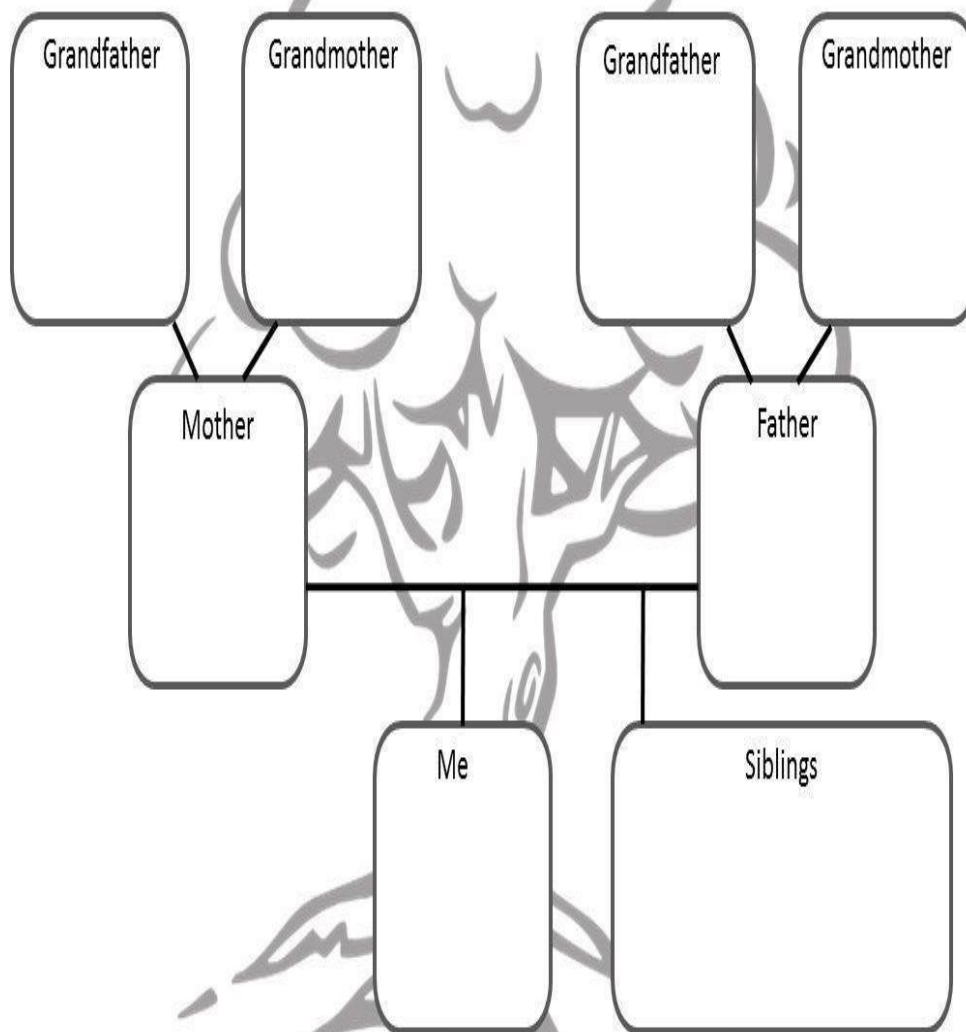
	risset <input type="text" value="sister"/>		heftar <input type="text" value="father"/>
	napgrad <input type="text" value="grandpa"/>		hortreb <input type="text" value="brother"/>
	ethrom <input type="text" value="mother"/>		dangram <input type="text" value="grandma"/>

Video link

<https://www.youtube.com/watch?v=8uPRJeRSjXk>

Activity : - Paste the pictures of your family members and colour the tree.

My Family Tree



My School



New words.

1. Bag
2. Table
3. Books
4. Pencil
5. Eraser
6. Chalk
7. Crayons
8. Scale
9. Compass box
10. Chairs
11. Lunch box
12. Duster

My School.

1. The name of my school is P. I. S.
2. It has very big campus.
3. It has 50 classes.
4. The name of my principal mam is Sadhana mam.
5. I love my school very much.

Things I can in my school bag.

Name the items.

1. _____
2. _____
3. _____
4. _____
5. _____



Video link

<https://www.youtube.com/watch?v=sWRDYAJHAoY>

Activity :Colour the picture of your school bag.



My House



New Words.

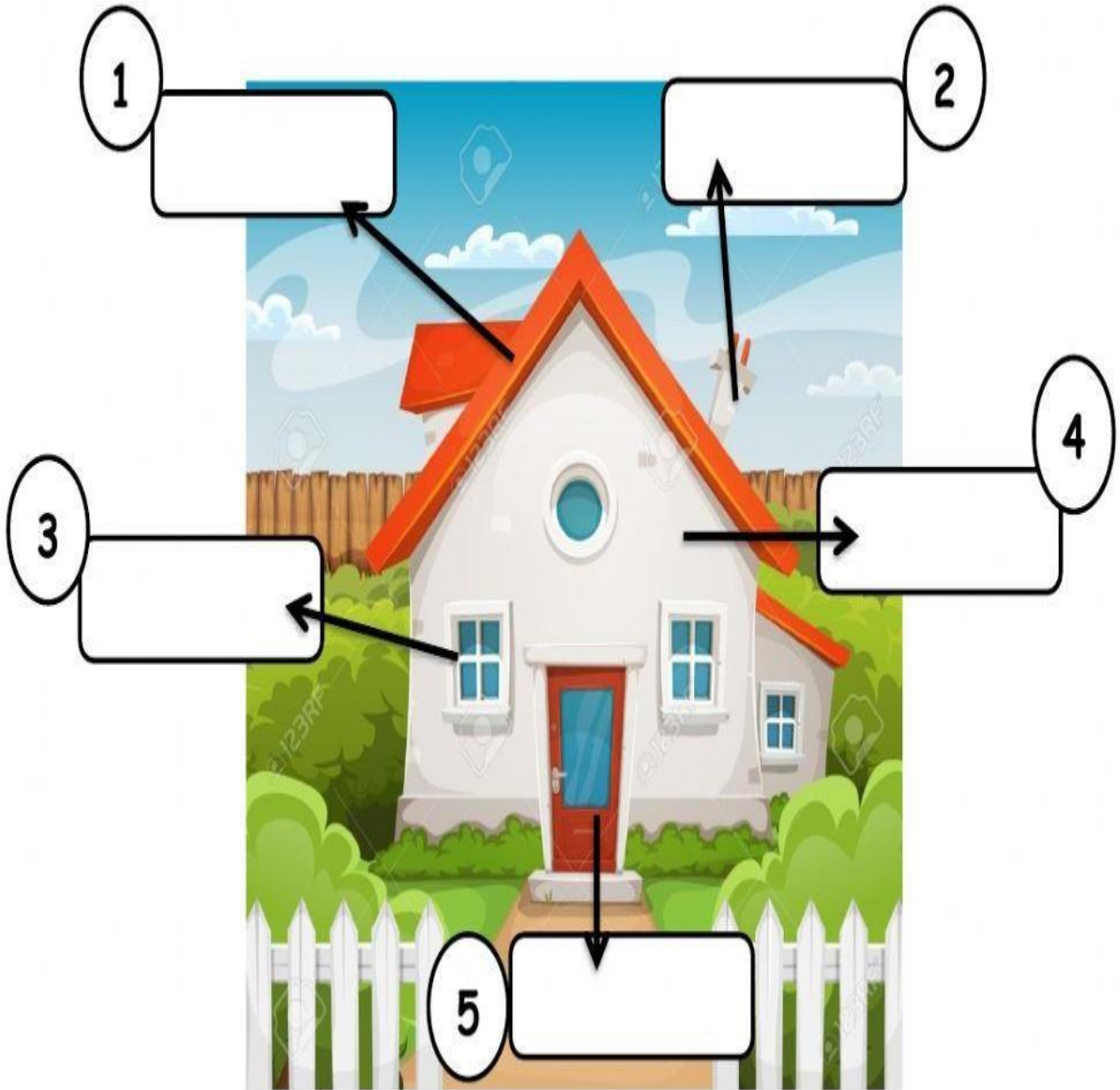
- | | |
|----------------|----------------|
| 1. Bedroom | 6. Kitchen |
| 2. House | 7. Bathroom |
| 3. Garage | 8. Garden |
| 4. Living room | 9. Play room |
| 5. Window | 10. Study room |

Video Link

<https://www.youtube.com/watch?v=R9intHqlzhc>

Look at the picture and label it.

WALL - CHIMNEY - ROOF - WINDOW - DOOR



Activity : Draw a picture of a house and colour it.



My Computer



New words

1. Mouse
2. Printer
3. Keyboard
4. Computer
5. Scanner
7. Monitor
8. CPU
9. Speakers

Video Link

<https://www.youtube.com/watch?v=zh10mJEOjJ4>

Activity

Stick the blackbindis in computer parts.



Animal World



Video Link

<https://www.youtube.com/watch?v=ZFv2c9cyy8s>


Domestic Animals

1. Cat
2. Dog
3. Cow
4. Sheep
5. Goat
6. Horse
7. Hen
8. Rabbit
9. Buffalo
10. Pig
11. Donkey
12. Camel

Fill in the blanks.

1. _____ gives us milk.
2. We get wool from _____.
3. _____ carries load.
4. _____ guards our house.
5. _____ is called the ship of the desert.

Activity : Cotton bud painting on a giraffe.



Animal World



Video Link

[https://www.youtube.com/watch?v= Yh8Nx7mnaU](https://www.youtube.com/watch?v=Yh8Nx7mnaU)

Wild Animals

1. Lion
2. Tiger
3. Fox
4. Bear
5. Elephant
6. Rhino
7. Hippo
8. Leopard
9. Wolf
10. Zebra
11. Giraffe
12. Kangaroo

Activity : Fork printing on a tiger

