



पुर्णा International School
Shree Swaminarayan Gurukul, Zundal

NURSERY SPECIMEN COPY MATHS YEAR-2022-2023



INDEX

MONTH	SR NO	TOPIC	SIGN
JUNE	1	TALL AND SHORT CONCEPT.	
	2	LONG AND SHORT CONCEPT.	
	3	MORE AND LESS	
JULY	4	NUMBER 1(ONE)	
	5	NIMBER 2(TWO)	

TALL AND SHORT CONCEPT.

VIDEO LINK: <https://youtu.be/KrpSiTLTD3k>



tall

short

CIRCLE THE SHORT OBJECTS.

Which is taller?



Which is shorter?



Which is taller?



Which is shorter?



Which is shorter?



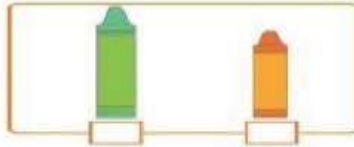
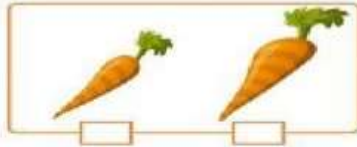
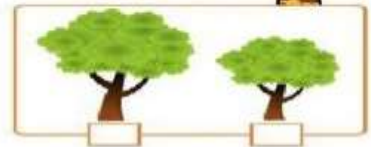
Which is taller?



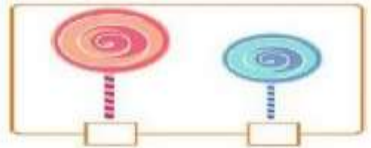
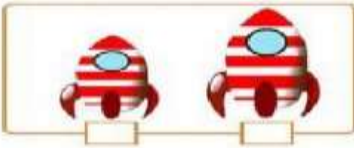
TICK THE PICTURE AS PER GIVEN INTROCTION

Tall or Short

Which one is taller?




Which one is shorter?



From: www.mathworksheetsland.com

COLOUR THE TALL OBJECTS. (ACTIVITY)



LONG AND SHORT CONCEPT.

VIDEO LINK: <https://youtu.be/aLsmFbW8ikU>




Long

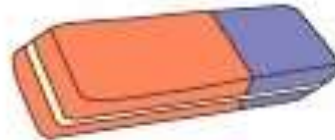
Short

TICK THE OBJECTS AS PER DIRACTION.

1. which is longer?




2. which is shorter?



3. which is shorter?



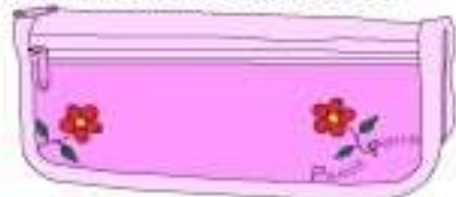
4. which is longer?





5. which is longer?



6. which is shorter?


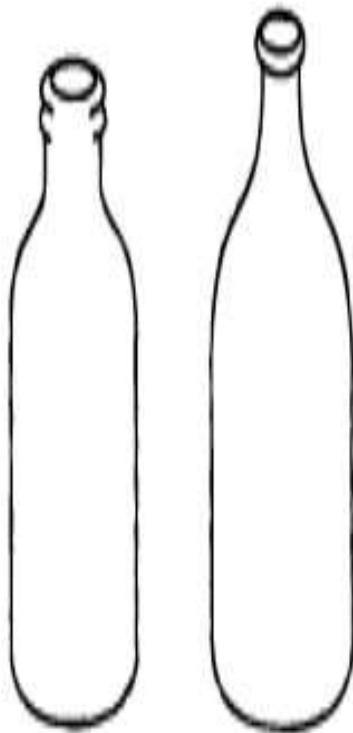


CIRCLE THE SMALL OBJECTS.



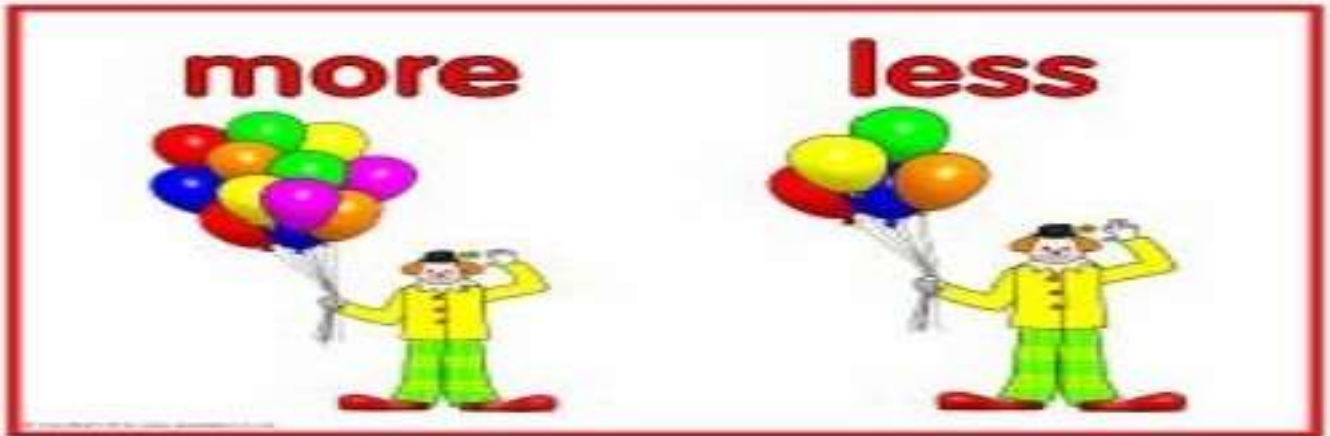
COLOUR AS PER DIRACTION.(ACTIVITY)

1. Color the shorter object blue and the taller object red.




MORE AND LESS CONCEPT.

VIDEO LINK: <https://youtu.be/xXyfon-SOR8>





TICK THE BOX AS PER DIRACTION.


Which box has more buttons ?



Which box has less balloons?




CIRCLE THE WHICH HAVE LESS OBJECTS.



MORE AND LESS DICE GAME.(ACTIVITY).

MORE & LESS Dice Game



NUMBERS 1 TO 10 WITH NUMBERS NAME.

VIDEO LINK : <https://youtu.be/ea5-SIe5l7M>



NUMBERS

1

ONE



2

TWO



3

THREE




4

FOUR



5

FIVE



6

SIX



7

SEVEN



8

EIGHT



9

NINE



10

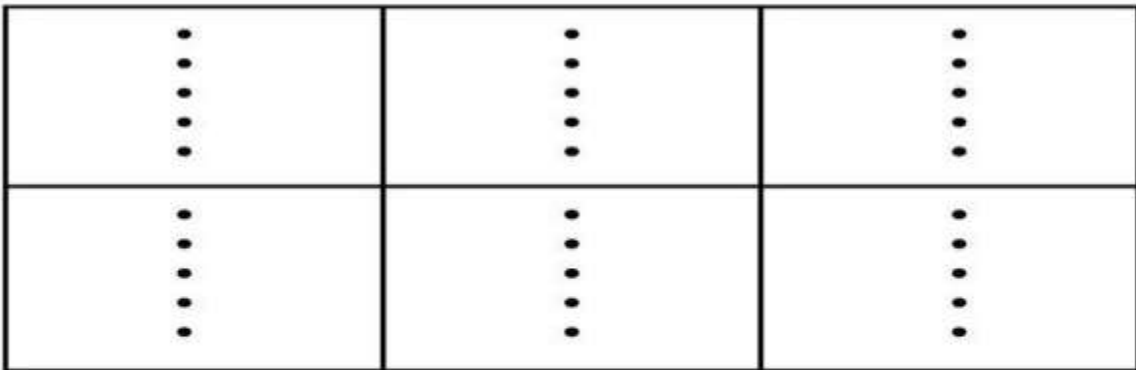
TEN



CONCEPT OF NUMBER 1 .(ONE).



NUMBER 1 (ONE).



Trace over the standing lines to complete the pictures.
Then, colour them.



PRACTICE WORKSHEET OF NUMBER 1.

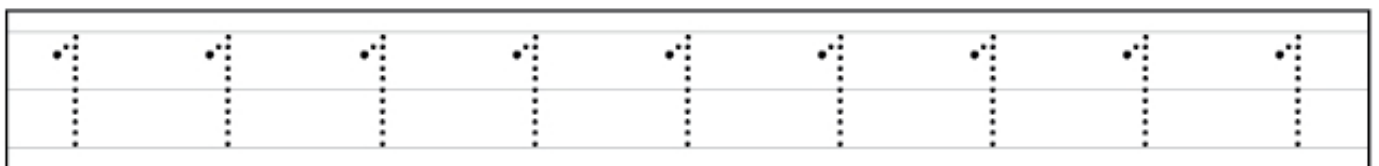
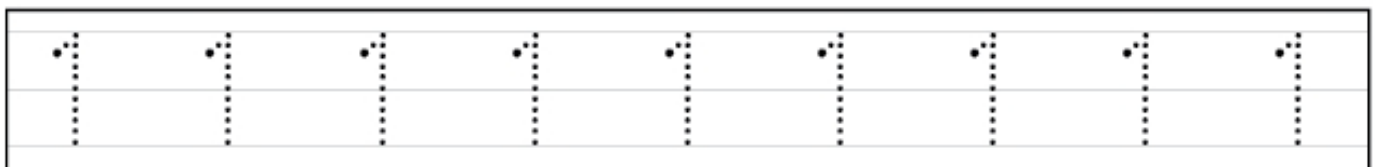

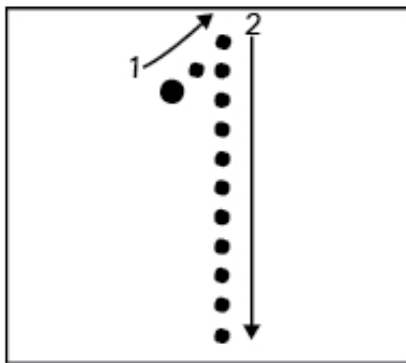
1

ONE



ONE PEACOCK

SAY AND WRITE:




FIND THE NUMBER 1 AND COLOUR IT. (ACTIVITY).



PRACTICE WORKSHEET OF NUMBER 2 (TWO).


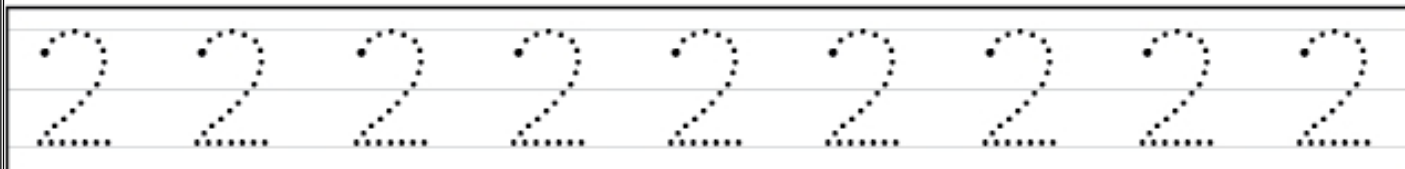
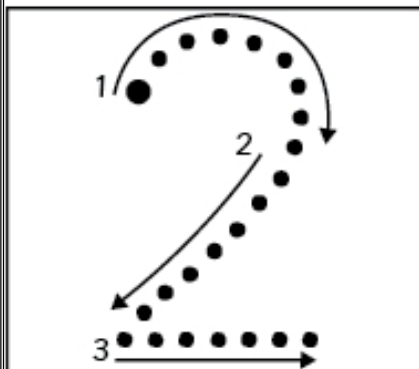
2

TWO

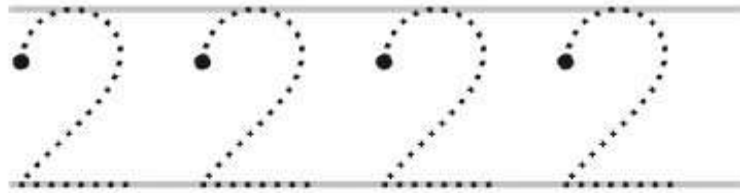


TWO TREES

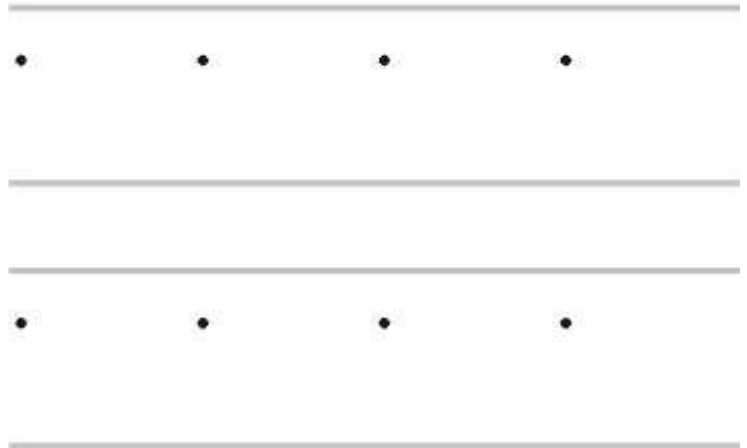
SAY AND WRITE:



JOIN THE DOT AND COMPLETE THE NUMBER 2.



Practice printing the number: Start at dot



CIRCLE THE GROUP WHICH HAS TWO ITEMS.(ACTIVITY).



Write the number 1 and 2.

1

1

1

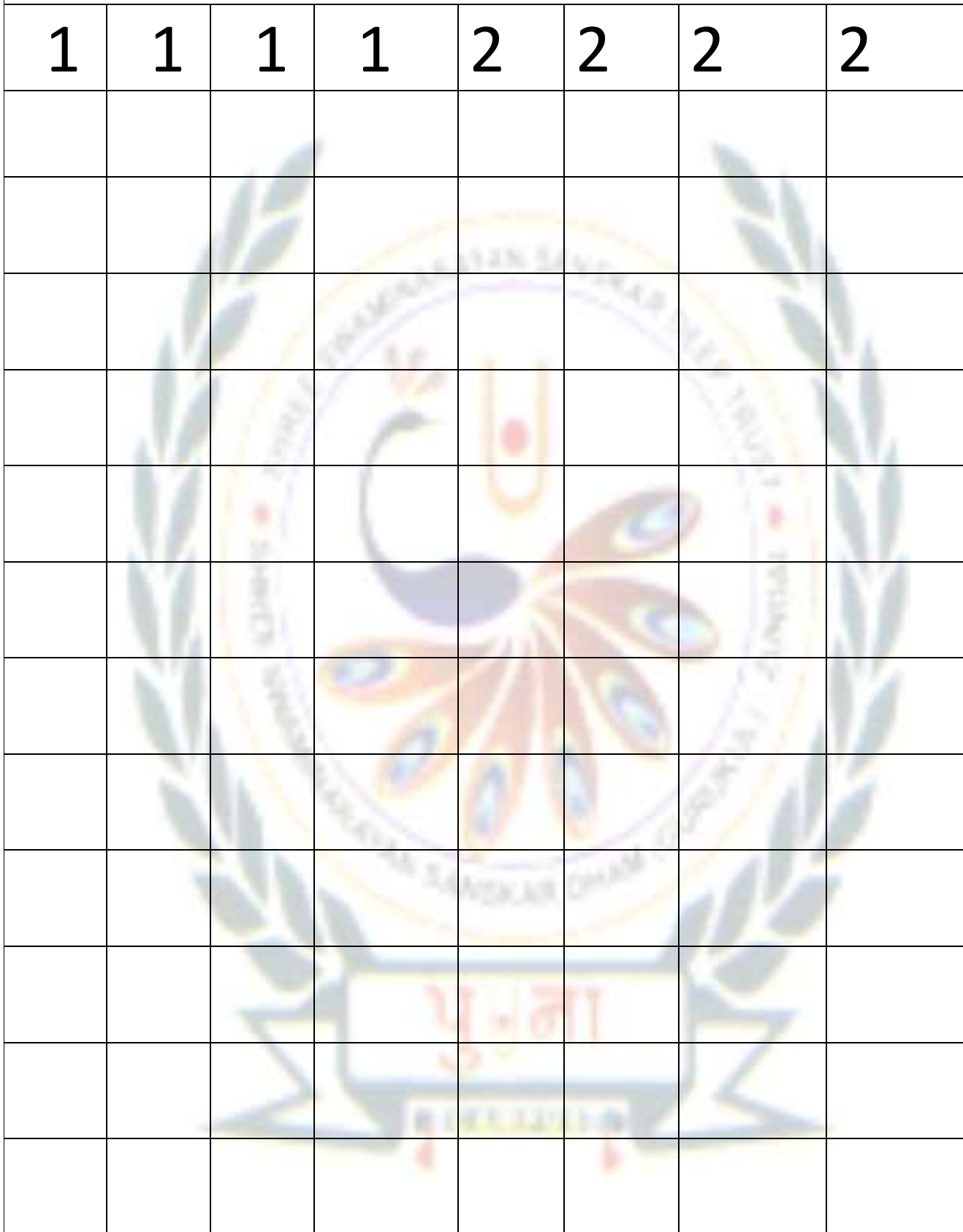
1

2


2

2

2



ACTIVITY - THUMB PRINT,



Thank you