



पुर्णा International School

Shree Swaminarayan Gurukul, Zundal

SUMMATIVE ASSIGNMENT -1 2021-22

Grade – Jr.KG

















Subject- MATH

Syllabus - FROM TEXTBOOK

1. Write number counting 1 -30

1	11	21
2	12	22
3	13	23
4	14	24
5	15	25
6	16	26
7	17	27
8	18	28
9	19	29
10	20	30

2. Write after numbers.

3. Write before and after numbers.

21 **22** 23

14 **15** 16

19 **20** 21

16 **17** 18

22 **23** 24

17 **18** 19

11 **12** 13

10 **11** 12

18 **19** 20

26 **27** 28

20 **21** 22

15 **16** 17

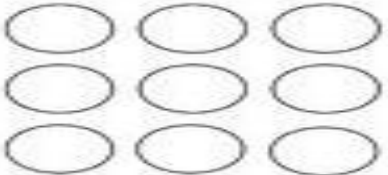

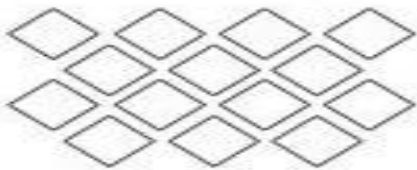
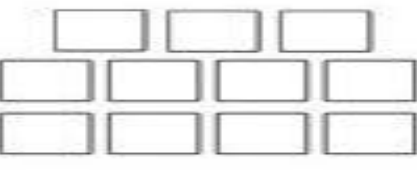
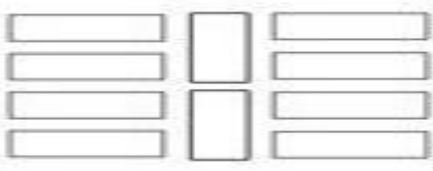

24 **25** 26

28 **29** 30

4. Write the number names.

1	One		
2	Two		
3	Three		
4	Four		
5	Five		
6	Six		
7	Seven		
8	Eight		
9	Nine		
10	Ten		

5. Count and circle the correct number

	<input type="radio"/> 9 <input type="radio"/> 11 <input type="radio"/> 7		<input type="radio"/> 13 <input type="radio"/> 10 <input type="radio"/> 12
	<input type="radio"/> 15 <input type="radio"/> 14 <input type="radio"/> 13		<input type="radio"/> 11 <input type="radio"/> 10 <input type="radio"/> 12
	<input type="radio"/> 11 <input type="radio"/> 13 <input type="radio"/> 10		<input type="radio"/> 13 <input type="radio"/> 15 <input type="radio"/> 12

6. Circle the objects as per the given number

circle 5 calculators	circle 9 sharpeners
circle 8 pencils	circle 7 erasers
circle 6 rulers	circle 10 books

Q-7 Continue the pattern.


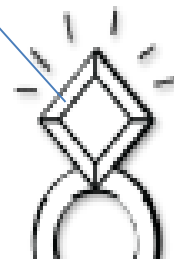

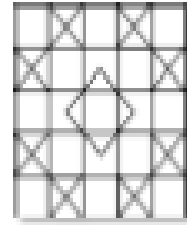



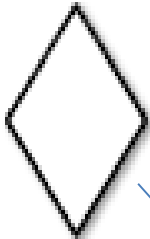

8. Write the missing numbers.

1	11	21
		22
3		
	15	
		26
8		
		29
10		

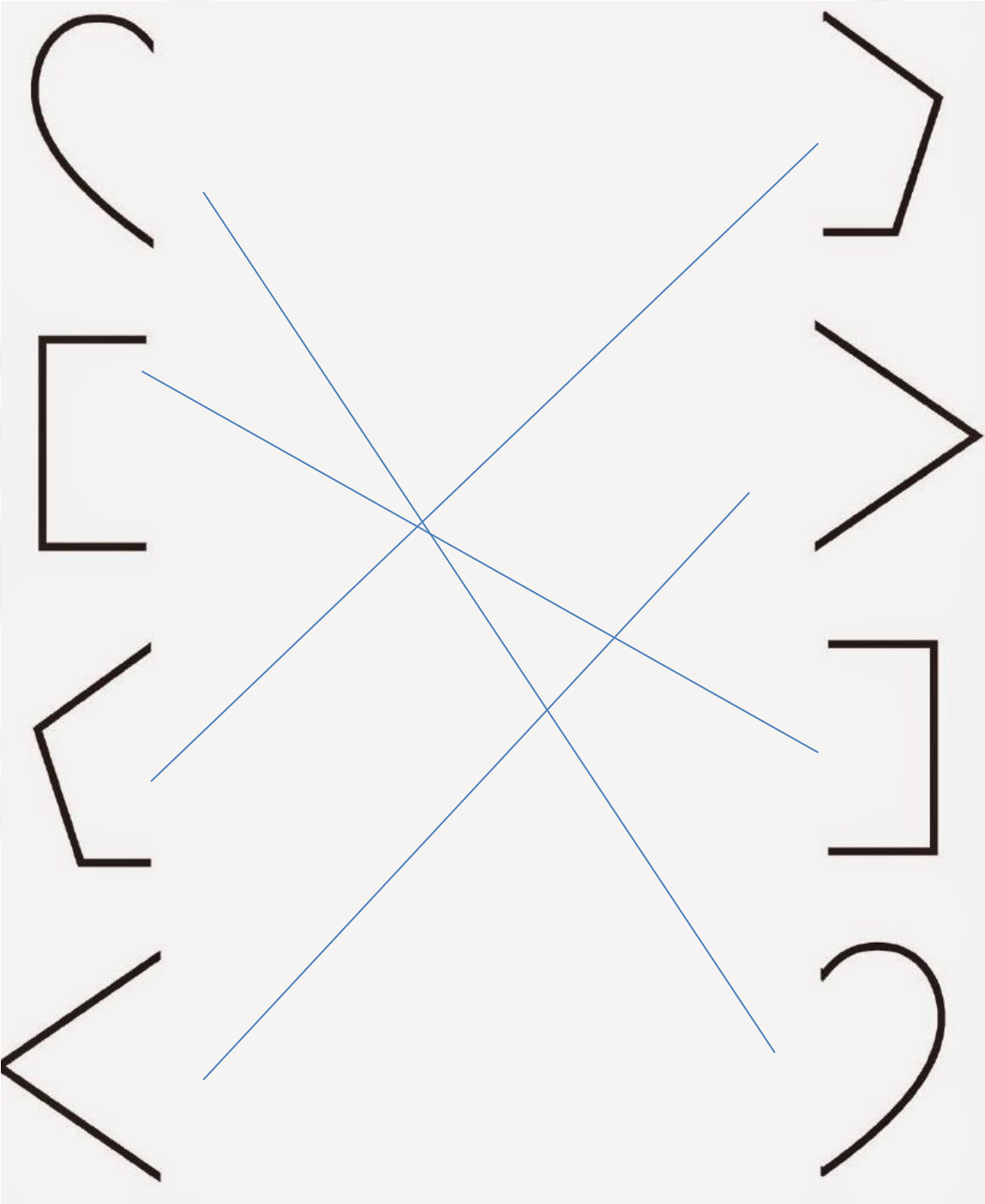
9. Write between numbers.

5	6	7	9	10	11
12	13	14	13	14	15
8	9	10	2	3	4
1	2	3	18	19	20
15	16	17	5	6	7
3	4	5	0	1	2

10. Match the shapes with the given object.



11. Draw a line to connect each shape with its other half.



12. Join the dots and colour the picture.

