
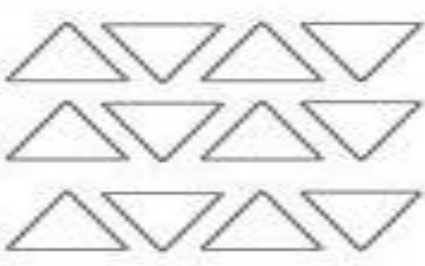




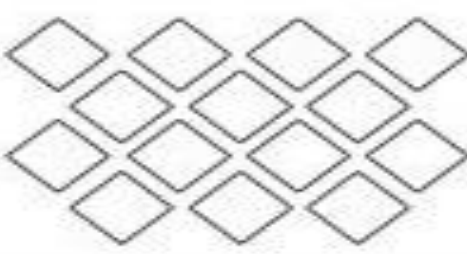
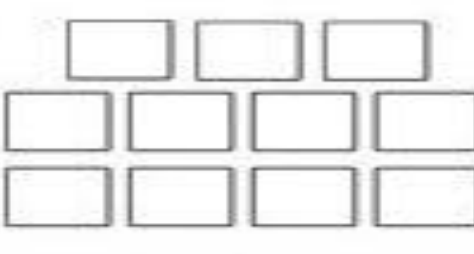




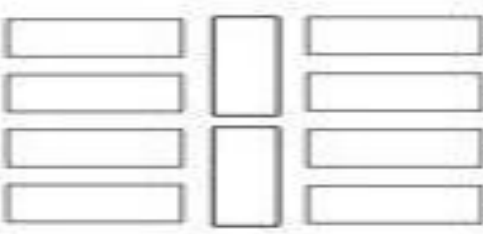

























Q 2 . Count and circle the correct number

(6 marks)

	<input type="radio"/> 9		<input type="radio"/> 13
	<input type="radio"/> 11		<input type="radio"/> 10
	<input type="radio"/> 7		<input type="radio"/> 12
	<input type="radio"/> 15		<input type="radio"/> 11
	<input type="radio"/> 14		<input type="radio"/> 10
	<input type="radio"/> 13		<input type="radio"/> 12
	<input type="radio"/> 11		<input type="radio"/> 13
	<input type="radio"/> 13		<input type="radio"/> 15
	<input type="radio"/> 10		<input type="radio"/> 12

Q.3 Write after numbers.

(4 marks)

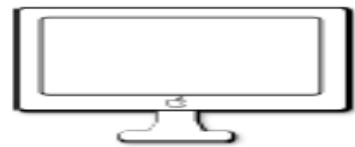

**Q.4 Write the missing numbers.**

**(10 marks)**

<b>1</b>	<b>11</b>	<b>21</b>
		<b>22</b>
<b>3</b>		
	<b>15</b>	
		<b>26</b>
<b>8</b>		
		<b>29</b>
<b>10</b>		




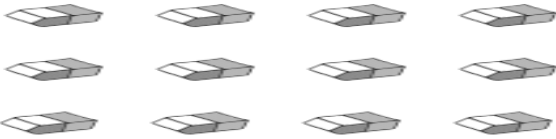


**Q 5 . Match the shapes with the given object.**

**( 5 marks)**



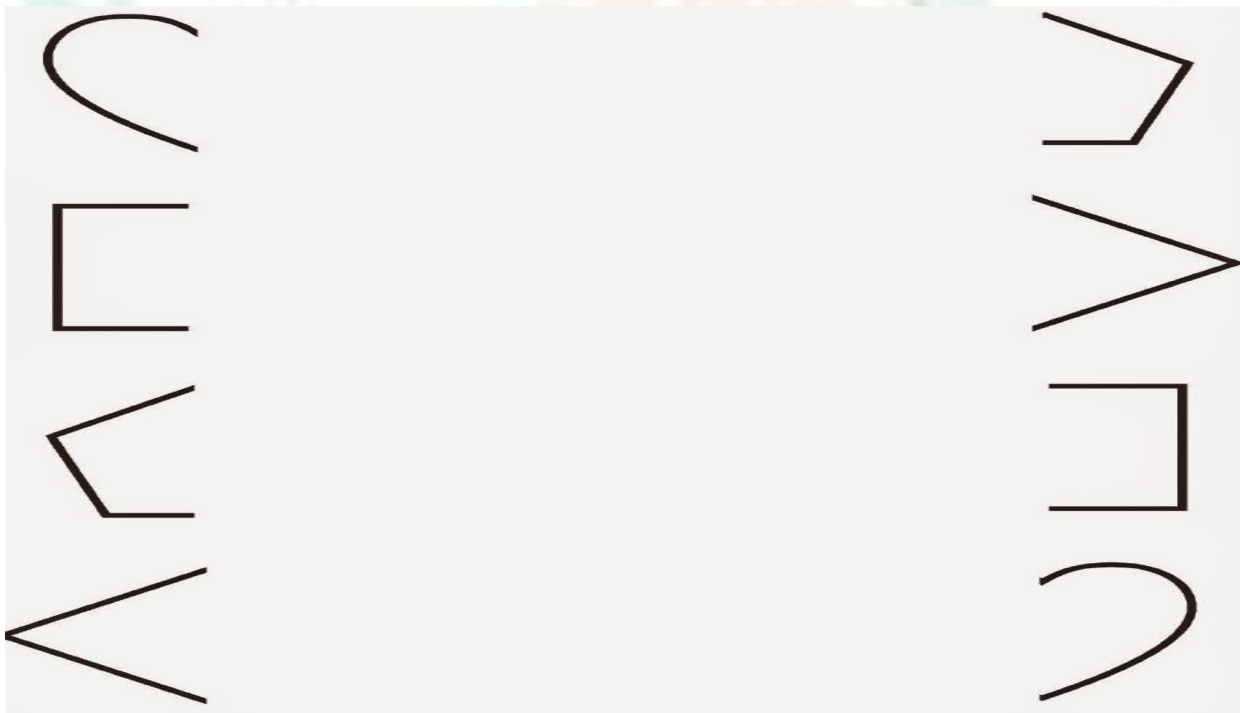
Q 6 Circle the objects as per the given number

(5 marks)

<p>circle 5 calculators</p> 	<p>circle 9 sharpeners</p> 
<p>circle 8 pencils</p> 	<p>circle 7 erasers</p> 
<p>circle 6 rulers</p> 	<p>circle 10 books</p> 

8. Q.7 Draw a line to connect each shape with its other half.

(5 marks)



Q. 8 Join the dots and colour the picture.

(6 marks)



Q. 9 Write the between numbers.

(9 marks)

5		7	9		11
12		14	13		15
8		10	2		4
1		3	18		20
15		17	5		7

पु. नं.