



# Purna International School

Shree Swaminarayan Gurukul, Zundal

Class - 11

ENGLISH

Specimen Copy

June - July month

Year- 2021-22



Sr.no.	Month	Topic
1	June	Unit-2 Poem- I Am Lucky!
2	June	Writing skills :- Essay writing "Raksha Bandhan"
3	June	Unit-2 Prose- I Want
4	July	Reading skills:- Story writing "The Dog at the Well "
5	July	Unit – 3 Poem – A Smile
6	July	Unit – 3 Prose – The Wind and the Sun.
7	July	Picture reading – At Park
8	July	Unit – 4 Poem- Rain

## Unit-2

# Poem : I am Lucky!

### \*New Vocabulary

1. Kangaroo
2. Giggle
3. Wings
4. Butterfly
5. Fish
6. Trunk
7. Thankful
8. Wiggle
9. Lucky
10. Octopus
11. Myna

### I AM LUCKY

If I were a butterfly  
I would be thankful  
For my wings.



If I were a myna in a tree  
I would be thankful  
That I could sing.



If I were a fish in the sea  
I would be thankful  
That I can wriggle and giggle with glee.



So, I just think I am lucky to be "me".  
Not "you" but "me".



**\* Rhyming words**

1. wing - sing , ring
2. tree – free , three
3. think - sink , drink
4. moon – soon , spoon
5. fish – dish – wish
6. hop – shop , top
7. would - should , could


**\*Complete the following lines of the poem.**

1. If I were a \_\_\_\_\_ ,  
I would be thankful for my \_\_\_\_\_ .
2. If I were a \_\_\_\_\_ in a tree,  
I would be thankful that I could \_\_\_\_\_ .
3. If I were an \_\_\_\_\_ ,  
I would be thankful for my eight \_\_\_\_\_ .
4. If I were a \_\_\_\_\_ in the sea ,  
I would be thankful that I can \_\_\_\_\_ and  
\_\_\_\_\_ with glee.
5. So, \_\_\_\_\_ just think \_\_\_\_\_ am lucky to be \_\_\_\_\_ .


**[ H.W ]**

**\*Activity :- Write synonyms for the following words.**


1. Aim – Goal
2. Begin - Start
3. Alike – Same
4. Child – Kid
5. Easy – Simple
6. Loud – Noisy
7. Rest – Relax



If I were an elephant  
I would be thankful  
That I can raise my trunk.



If I were a kangaroo  
I would try to hop  
Right up to the moon.



If I were an octopus  
I would be thankful  
For my eight arms.

So I just think I am lucky to be “me”.  
Not “you”, but “me”.

What do you think you want to be?  
Do you want to be like me?  
Or just you? Just you...

## Writing skills :- Essay Writing “ Raksha Bandhan”

- Raksha Bandhan is a Hindu festival.
- It is celebrated in various parts of India.
- Raksha Bandhan is symbol of bond, care and affection.
- Sister ties Rakhi on brother’s wrist.
- Brothers takes vow to protect his sister for life.
- As a token of their love, the brothers either give cash or other gifts to their sisters.



# Unit-2

## Prose – I Want

### \*New Vocabulary

1. Wand
2. Elephant
3. Stretches
4. Monster
5. Mother
6. Bang
7. Magic
8. Monkey
9. Wish
10. Little
11. Happy




### \*Word meanings

1. Wish – Want
2. Monster - A large and giant creature
3. Smart – Clever
4. Strong – Powerful
5. Magic wand – Magic stick
6. Thought – Idea



### \*Write opposites

1. big x small
2. like x dislike
3. strong x weak
4. come x go
5. happy x sad
6. long x short



**\*Answer the following questions .**

Q1. Who throws magic wand into the river?


A1. The little monkey.

Q2. What does the zebra have on his body?

A2. The zebra have stripes on his body.

Q3. Who stretches his long neck to eat leaves?

A3. The giraffe stretches his long neck to eat leaves.



**\*Activity :- Make a magic wand. [Use craft materials]**



**\*Reading skills :- Story writing**

**Story writing:- The Dog at the Well**

A dog and her pups lived on a farm, where there was a well. The mother dog told the pups, do not go near the well or play around it. One of the pups wondered why they shouldn't go to the well and decided to explore it. He went to the well. Climbed up the wall and peeped inside. In there, he saw his reflection and thought it was another dog. The pup saw that the other dog in the well (his reflection) was doing whatever he was doing, and got angry for imitating him. He decided to fight with the dog and jumped into the well, only to find no dog there. He barked and barked and swam until the farmer came and rescued him. The pup had learned his lesson.

Moral:-Always listen to what the elders say. Question them, but do not defy them.



# Unit – 3

## Poem – A Smile

### \*New Vocabulary

1. Never
2. Secret
3. Quite
4. Wrinkles
5. Face
6. Wonderful
7. Smile
8. Hiding
9. Funny
10. Find



### \*Rhyming words

1. smile – file , mile
2. funny – sunny , bunny
3. find - mind , bind
4. face – place , space
5. thing - sing , ring
6. never – ever , clever
7. see - bee , fee

### \*Complete the following lines of the poem.










1. A \_\_\_\_\_ is quite a funny thing,  
it \_\_\_\_\_ up your face.
2. But far more \_\_\_\_\_ it is  
to see what \_\_\_\_\_ can do.
3. You \_\_\_\_\_ at one,  
He \_\_\_\_\_ at you,  
And so one \_\_\_\_\_ makes two.



[H.w]

Activity :- Draw and colour the different types of emotion faces.

## FEELINGS CHART

 SCARED	 HAPPY	 SAD
 ANGRY	 EXCITED	 WORRIED
 SURPRISED	 SILLY	 FRUSTRATED



# Unit-3

## Prose – The Wind and the Sun

### \*New Vocabulary

1. Wind
2. Cheeks
3. Turn
4. Shine
5. Round
6. Hotter
7. Puffing
8. Road
9. Blowing
10. Quickly
11. Sun
12. Coat




### \*Word meanings

1. Blowing – Moving of air
2. Tightly – Closely
3. Stronger - More powerful
4. Sad – Unhappy
5. Brave – Bold
6. Always – Forever
7. Quickly – Very fast



### \*Who said to whom.









1. "I have won."  
A. Sun said to wind.
2. "How cold it is."  
A. The man said to himself.
3. "I give up. I cannot get his coat off!"  
A. Wind said to the sun.



[ H.w.]


**Activity:- Match the homophones.**

Homophones :- A word that is pronounced the same as another word but that has a different spelling and meaning.

 <b>One</b>	•	•	 <b>Tale</b>
 <b>Waist</b>	•	•	 <b>Waste</b>
 <b>Tail</b>	•	•	 <b>Won</b>
 <b>Weak</b>	•	•	 <b>Week</b>

**\*Writing skills :- Picture reading.**

1. It is a picture of a park.
2. Two boys are playing on see-saw.
3. A boy is swinging on a swing.
4. Children are enjoying playing slide.



swings, slide, see-saw, children, benches

# Unit – 4

## Poem – Rain

### \*New Vocabulary

1. Rain
2. Around
3. Umbrella
4. Ship
5. Field
6. Sea
7. Fall
8. Tree
9. People
10. Water

### \*Rhyming words

1. tree – free , three
2. fall – call , mall
3. around – sound , pound
4. ship – dip , bip
5. rain – train , pain
6. and - sand , hand

### \*Write poem

The rain is raining all around,

It falls on field and tree;

It rains on the umbrellas here

And on the ships at sea.

--Robert Louis Stevenson



[ H.w ]

Activity:- Draw a picture of an umbrella.

