



पुर्णा International School

Shree Swaminarayan Gurukul, Zundal

Grade-1

Super

Computer

Sample plan

June-July


Year-2021-22


2

Uses of Computers



GET SET!

Ricky  wants to know what he can do on a computer. Tick (✓) the things he can do.



Focus of the chapter

- What a computer can do
- Places where computers are used



ACTIVITY

Join the dots to get the names of some places where computers are used.



RAILWAY STATION



AIRPORT



HOSPITAL



EXERCISE CORNER

A. Fill in the blanks. Choose words from the box.



read play sums listen

1. We can solve sums on a computer.



2. We can listen to music on a computer.

3. We can play games on a computer.




4. We can type and read on a computer.

B. Identify these places. Write the correct number under each picture.

1. School

2. Railway station

3. Office




3

1

2

C. Rearrange the letters to find the names of places where computers are used.

1.



SCHOLO SCHOOL

2.



HMOE HOME

3.



AIOPRT AIRPORT

4.



SOHP SHOP

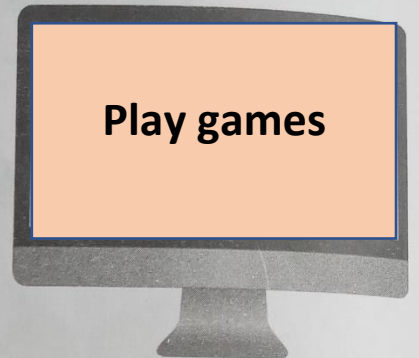

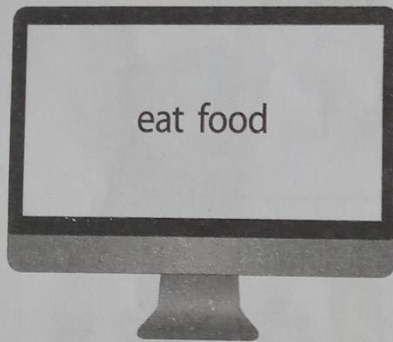
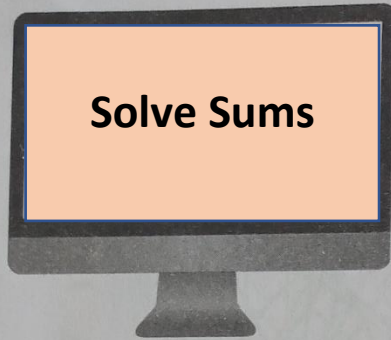
D. Tick (✓) the correct statements.


- 1. Mummy can cook food on a computer.
- 2. Raman can type letters on a computer.
- 3. Vipul can toast bread on a computer.
- 4. Joya can watch Chhota Bheem on a computer.
- 5. Ali can draw and color pictures on a computer.

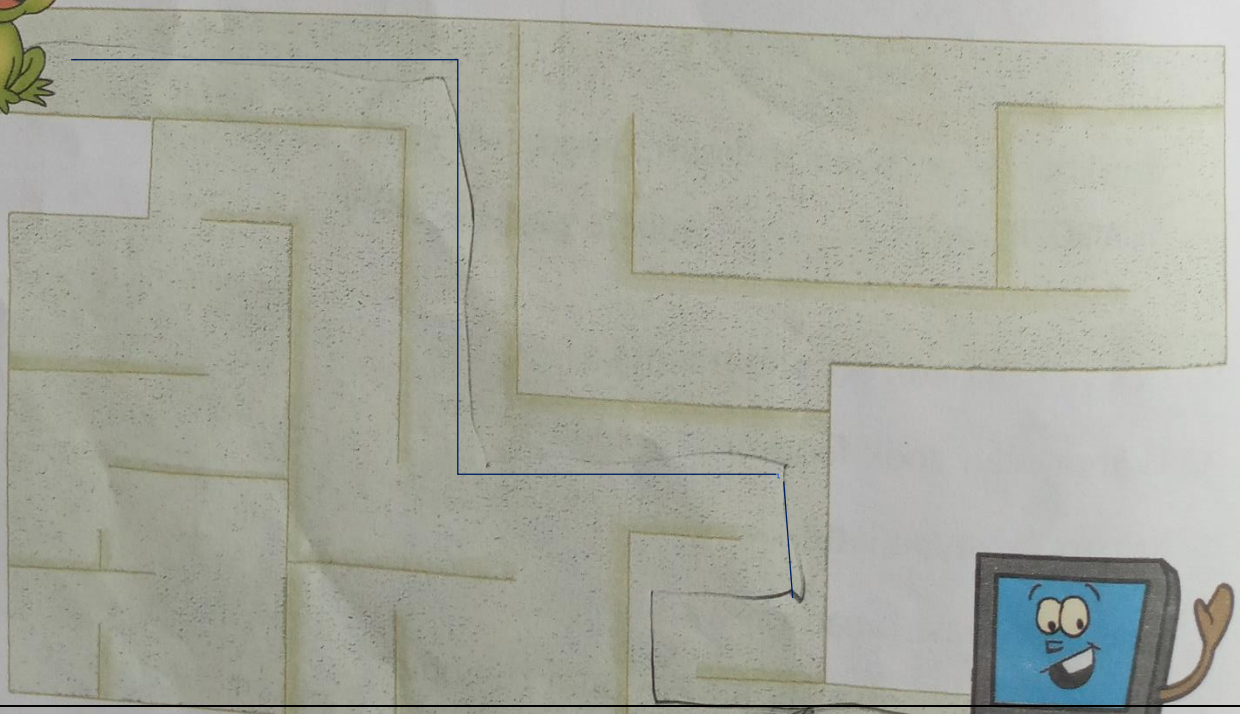




E. Color the monitors that show things we can do on a computer.



F. Froggy  wants to play games. Help him reach his computer.



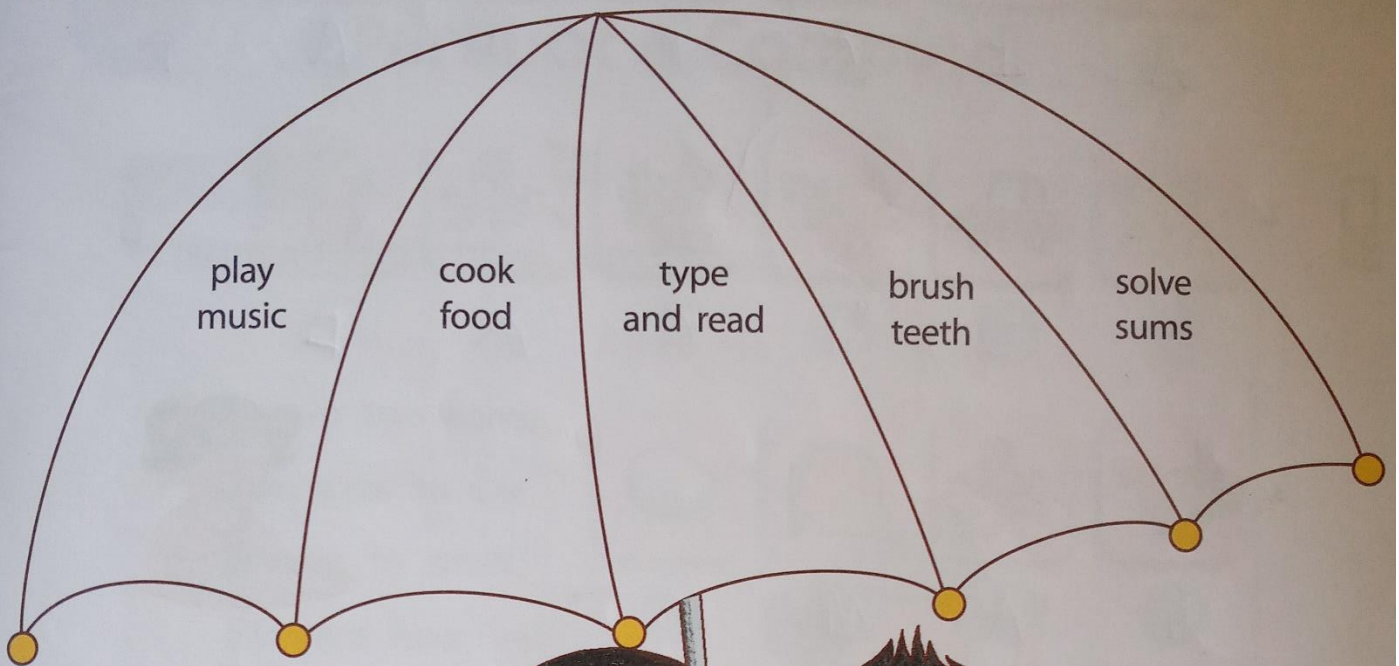
G. Color the umbrella.










for things that we can do on a computer.









for things that we cannot do on a computer.







H. Write the first letter of the name of each picture.

1.       


A **I** **R** **P** **O** **R** **T**

2.      

S **C** **H** **O** **O** **L**

3.    

H **O** **M** **E**



What did you get? These are the names of places where computers are used.

I. PROJECT

Collect pictures of different places where computers are used. Paste these pictures in your scrapbook. Below each picture write the names of these places.