





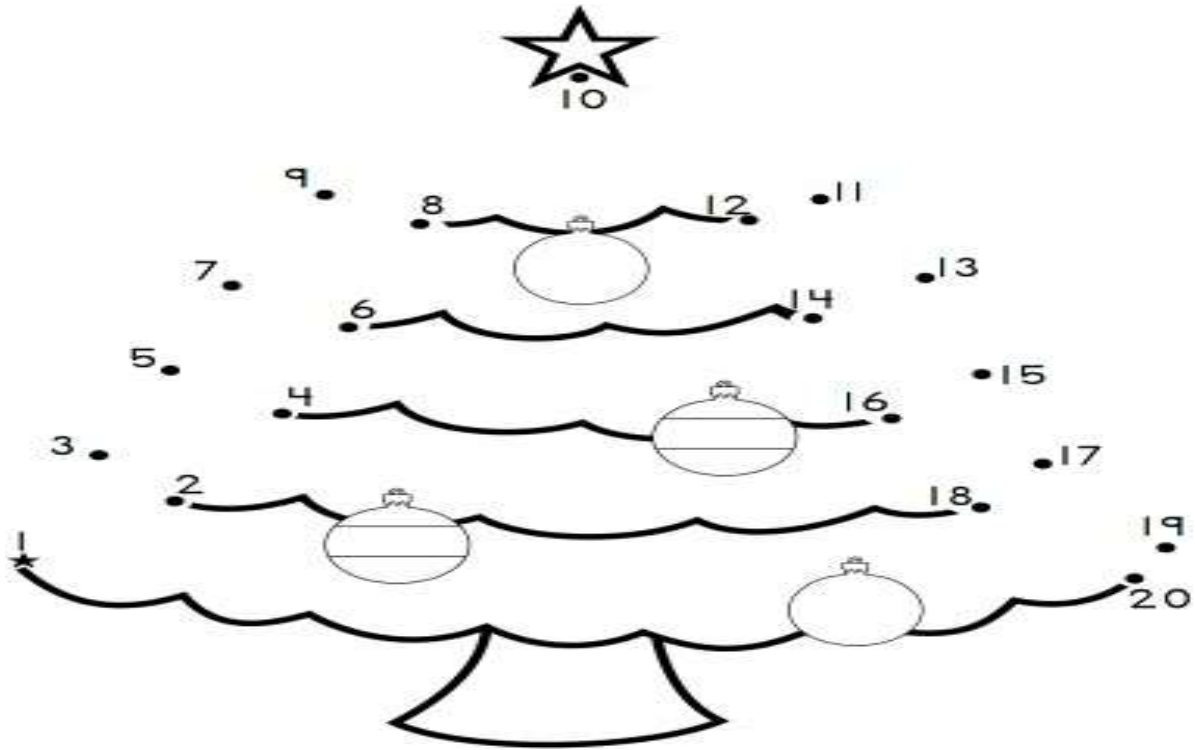


PERIODIC ASSIGNMENT-3

1 Write the missing numbers from 1 to 20.









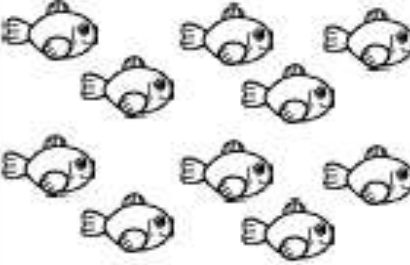

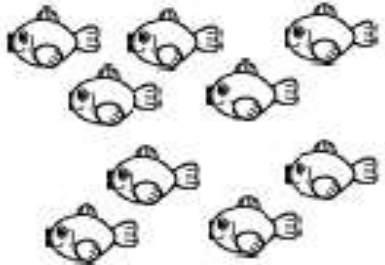
2. Join the dots and colour the picture.



3. Write before and between numbers.

Before	Between
<input type="text"/> ← 3	1 <input type="text"/> 3
<input type="text"/> ← 6	6 <input type="text"/> 8
<input type="text"/> ← 2	8 <input type="text"/> 10
<input type="text"/> ← 8	3 <input type="text"/> 5
<input type="text"/> ← 10	7 <input type="text"/> 9

4. Count the number of objects in each box and write the correct number inside the square box.

 <input data-bbox="316 577 470 714" type="text" value="4"/>	 <input data-bbox="738 577 893 714" type="text"/>	 <input data-bbox="1201 577 1356 714" type="text"/>
 <input data-bbox="316 1029 470 1165" type="text"/>	 <input data-bbox="747 1029 901 1165" type="text"/>	 <input data-bbox="1209 1029 1364 1165" type="text"/>
 <input data-bbox="316 1470 470 1606" type="text"/>	 <input data-bbox="747 1470 901 1606" type="text"/>	 <input data-bbox="1209 1470 1364 1606" type="text"/>

5. Write the numbers from 1 to 20.

