



पुर्णिमा International School
Shree Swaminarayan Gurukul, Zundal

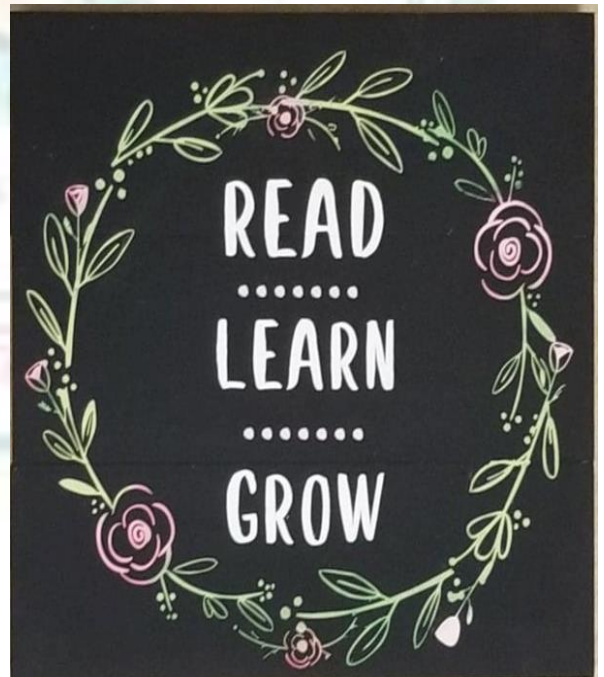

Class –II

ENGLISH

Sem – II

Study Material

Year- 2022-23



UNIT – 6

Poem – Mr. Nobody

- **New Vocabulary**

1. Agree
2. Quiet
3. Nobody
4. Face
5. Mischief
6. Naughty
7. Break
8. Cracked
9. Mouse
10. Everybody
11. House
12. Something

- **Rhyming words**

1. house – mouse , spouse
2. man – fan , can
3. plate – late , state
4. see – bee , fee
5. funny – bunny , sunny

Mr. Nobody

I know a funny little man,
As quiet as a mouse,

Who does the mischief
that is done
In everybody's house!
There's no one ever
sees his face,

And yet we all agree
That every plate we break was
cracked
By Mr. Nobody.



- Answer the following questions.

Q1. Has anyone seen his face ?

A1. No ,Nobody has seen his face.

Q2. Who is Mr. Nobody ?

A2. Mr .Nobody is a funny little man.

Q3. To whom is the man compared?

A3. The man is compared to a mouse.

- **Activity** : Write the poem and draw Mr. Nobody.

MR. NOBODY

I know a funny little man,
As quiet as a mouse,
Who does the mischief
that is done
In everybody's house!
There's no one ever
sees his face,
And yet we all agree
That every plate we break was
cracked
By Mr. Nobody.



. Essay writing :- “My Favourite Teacher”

1. My favourite teacher is _____ ma'am
2. She teaches me _____. (name of subject)
3. We enjoy her class.
4. She is very disciplined and punctual.
5. She is very caring and loving.
6. She guides us very well during any competitions and activities.
7. I love my teacher.

UNIT – 6

Prose – Curlylocks and the Three Bears

- New Vocabulary

1. Curly
2. Tiny
3. Porridge
4. Gruff
5. Shouted
6. Voice
7. Family
8. Baby
9. Finish
10. Somebody
11. Bear



- Word meanings

1. Delicious – Yummy
2. Finish - Complete
3. Cottage – Hut
4. Gruff – Stiff , harsh

5. Tiny – Very small

6. Big – Large

- Answer the following questions.

Q1. Who was hungry?

A1. Curlylocks was hungry.

Q2. Who lived in the cottage in the forest?

A2. A bear family lived in the cottage .

Q3. What did Curlylocks see on the table ?

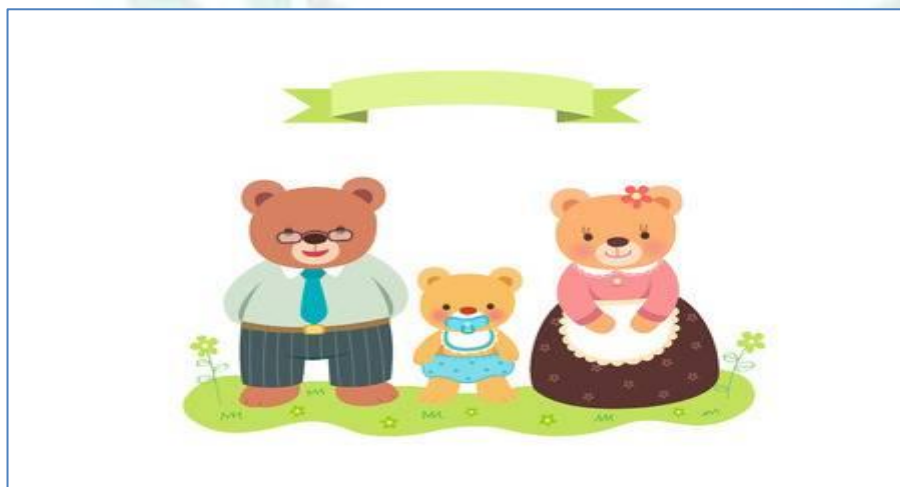
A3. Curlylocks saw three bowls of porridge on the table.

Q4. Which bed was very hard ?

A4. The big bed .



- Activity :- Draw a picture of a Bear family.



Unit – 7

Poem – On My Blackboard I can Draw

- New Vocabulary

1. Blackboard
2. Growing
3. Chimneys
4. Marigolds
5. Straight
6. Shining
7. Windows
8. Bright
9. Yellow
10. Against

- Rhyming words.

1. can – fan , ran
2. brown – crown , frown
3. wide – tide , side
4. tall – wall , hall
5. up – cup , pup
6. grow – throw , crow

- Write opposites



On My Blackboard I can Draw

On my blackboard I can draw,
One little house with one green door,
Two brown gates that open wide,
Three red steps that lead inside,
Four little chimneys painted white,
Five little windows shining bright,
Six yellow marigolds straight and tall,
Growing up against the wall.



2. open x close
3. good x bad
4. rich x poor
5. fast x slow
6. inside x outside
7. little x big

- **Answer the following questions.**

Q1. How do the gates in the house open?

A1. The gates open wide.

Q2. How many windows are shining bright?

A2. Five little windows are shining bright.

Q3. What can the child draw?

A3. The child can draw one little house.

- **Activity:- Draw a picture of a beautiful house.**




Unit-7

Prose – Make It Shorter

- **New Vocabulary**

1. Akbar
2. Shorter
3. Line
4. Puzzled
5. Longer
6. Ordered
7. Birbal
8. Floor
9. Erased
10. Court
11. Minister



- **Word meanings**

1. Erase – Clearing
2. Floor – Ground on which we walk
3. Ordered – To ask to do something
4. Puzzled – Did not understand
5. Court – The house of a chief
6. Big – Large

- Answer the following questions.

Q1. Who drew a line on the floor?

A1. Akbar drew a line on the floor.

Q2. Who solved the puzzle?

A2. Birbal solved the puzzle.

Q3. Who draw a longer line?

A3. Birbal drew a longer line.



- Activity :- Long – short

Write 1 to 3 to show the order from shortest to longest object.

1)



2)



3)



4)



Write 1 to 3 to show the order from longest to shortest object.

5)



6)



7)



8)



Informal Letters

When you write a letter to someone who is very close to you—father, mother, brother, sister, aunt, uncle or friend, we call it an **informal letter**.

Here are two formats* used to write an informal letter.

(your address)

(date)

(greet the reader) Dear _____,

(say why you are writing the letter)

(give the message)

(close the letter) Yours lovingly or affectionately,

(write your name)

- **Letter Writing :-**

Letter Writing :- Inviting your friend to your birthday party.

Flat number : - 6
Divine Park,
Ahmedabad.

Date:- _____

Dear Rahul,

I am writing to invite you to my birthday party. My birthday is on this Tuesday. But you and I have school on that day. So, we are celebrating it on Saturday. The party will be at Alpha mall. Where we can play games and have some juices and snacks.

Please do come.

Yours loving,

Unit – 8

Poem – I am the Music Man

- New Vocabulary

1. Play
2. Come
3. Can
4. Music
5. Man
6. Piano
7. Drum
8. Boom
9. Far
10. Away
11. Big

- Write opposites

- | | | |
|------------|---|---------|
| 1. neat | x | messy |
| 2. like | x | unlike |
| 3. full | x | empty |
| 4. day | x | night |
| 5. give | x | take |
| 6. front | x | back |
| 7. success | x | failure |

I am the Music Man

I am the music man,
I come from far away,
And I can play.

What can you play?
I play the piano.

Pia, pia, piano, piano, piano,
Pia, pia, piano, pia, piano.

I am the music man,
I come from far away,
And I can play.

What can you play?
I play the big drum.

Boomdi, boomdi, boomdi boom
Boomdi boom, boomdi boom.

Boomdi, boomdi, boom.
Pia, pia, piano, piano, piano,
Pia, pia, piano, pia, piano.




- **Make sentences**

1. Big – I have a big drum.
2. Piano - I like to play piano.
3. Music – I like to listen rock music.
4. Man - Rahul is a very nice man.



- **Activity :- Write name of different types of musical instruments and draw it.**



Unit-8

Prose :- The Mumbai Musicians

- **New Vocabulary**

1. Musicians
2. Factory
3. Furry
4. Mumbai
5. Hungry
6. Farmer
7. Delicious
8. Ghosts
9. Dusty
10. Roads
11. Goopu
12. Doopu



- **Word meanings**

1. Delicious – Very tasty
2. Band – A group
3. Soon – In a short time
4. Sack – A large bag
5. Hungry – In need of food

- **Write opposites**

1. heavy x light
2. tired x energetic



3. meet x separate

4. deep x shallow

• **Answer the following questions.**

Q1. Who was Goopu ?

A1. Goopu was a donkey.

Q2. Who was Furry?

A2. Furry was a cat.

Q3. What did the farmer give to Goopu?

A3. The farmer gave Goopu a sack of corn.

• **Activity :- Draw/stick a picture of your favourite pet animal and write about it.**

1. I have pet.
2. She is a cat.
3. Her name is Furry.
4. She likes milk.
5. She is very beautiful.

Granny Granny Please Comb my Hair

Granny Granny
Please comb my hair.

You always take your time,
You always take such care.

You put me to sit on a cushion
Between your knees;
You rub a little coconut oil,
Parting gentle as a breeze.

... Granny
You have all the time in the world,
And when you're finished
You always turn my head and say,
"Now, who's a nice girl?"



Unit – 9

Poem – Granny Granny Please Comb

My Hair

- **New Vocabulary**

1. Cushion
2. Granny
3. Gentle
4. Breeze
5. Finished
6. World
7. Knees
8. Please
9. Nice
10. Comb
11. Coconut
12. Oil

- **Rhyming words**

1. take – make , shake
2. care – share , mare
3. sit – fit , hit
4. hair – fair , air
5. say – way , may
6. such – much , touch

- Answer the following questions.

Q1. What does the girl ask her granny to do?

A1. To comb her hair.

Q2. Where does the girl sit?

A2. The girl sat on the cushion.

Q3. What does granny put in the girl's hair?

A3. Granny put coconut oil in the girl's hair.

- Activity :- Paste a picture with your grandmother and write about her.



Unit – 9

Prose :- The Magic Porridge Pot

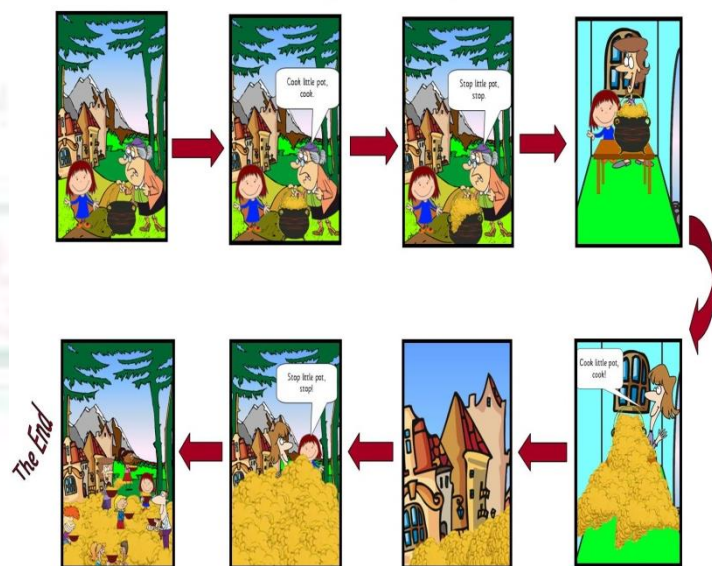
- New Vocabulary

1. Eating
2. Cooking
3. Magic
4. Spilling
5. Village
6. Everywhere
7. Stop
8. Longer
9. House
10. Making
11. Porridge
12. Pot



- Word meanings

1. Cook – Make food
2. Shout – Yell
3. Whole – Entire
4. Wait – Pause , gap
5. Magic – Super natural power
6. Porridge – A type of food
7. Spilling – Falling



- Answer the following questions.

Q1. Who was Tara?

A1. Tara was a little girl.

Q2. What did the magic pot cook?

A2. The pot cooked porridge.

Q3. What were the three magic words to start cooking?

A3. Cook – Pot – Cook.

Q4. With whom did Tara live?

A4. Tara lived with her mother.

Activity :- Draw a magic porridge pot.



Writing skills :- Essay writing

“ Holi ”

1. Holi is known as the festival of colours.
2. It is one of the most important festivals in India.
3. Holi is celebrated each year with zeal and enthusiasm in the month of March.
4. Holi is a festival to enjoy with your friends and family.
5. On this day people wear white dresses and gather in the ground.
6. They use natural colours and play with watercolour guns.
7. Holi is my favourite festival.

