



PERODIC ASSIGNMENT – 3 [2021-22]

Grade – 5

Sub- COMPUTER

Syllabus – Ch- 6, 7 (From Textbook)

A) Choose the correct options in the following questions:-

1. The Slide Master option is available on which of the following tabs?

- a. Home b. Insert c. view d. Review

2. Which tab is used to change the background color of a slide?

- a. Home b. insert c. Design d. Animation

3. You can select a texture for background under which option?

- a. Solid fill b. Gradient fill c. Pattern fill d. Picture or texture fill

4. Which option is used to increase or decrease the height of the colors?

- a. Direction b. present color c. Angle d. Gradient stops

5. Any special effect that is added to the text and objects on a slide is known by which term?

- a. transition b. animation c. design d. slide show

6. You can format the background using which option?

- a. Texture fill b. Color fill c. Pattern fill d. Gradient fill

7. How can you make your presentation attractive?

- a. Color fill b. Pattern fill c. Gradient fill d. Texture fill

8. To draw the attention of the viewer's towards the important points on a slide, what is used?

- a. Transitions b. Animations c. Slide master d. Design

9. You can also change the _____ of each slide.

- a. Image b. Background color c. Sound d. Template

10. What are motion effects that are seen when you move from one slide to the next during a slide show?

- a. Font b. Home c. Transition d. Align

11. Which of the following do you need to connect to the internet?

- a. Internet Service Provider b. Modem
c. Web browser d. all of these

12. Which of these buttons takes you back to the first page of the website?

- a. Refresh b. Favorite c. Home d. Tools

13. Which of these buttons contains options to save the web page and clear the browsing history?

- a. Home b. Refresh c. Favorite d. Tools

14. Which of these can be sent as an attachment in an email?

- a. sound b. pictures c. videos d. all of these

15. You should always close your email account after completing your work. Which option allows you to do this?

- a. Hang out b. Wait out c. Sign out d. Cross out

16. What does "Cc" stands for?

- a. Carbon copy b. Copy carbon c. Carbon cat d. Carbon cape

17. To read an email you have to _____ to your email account

- a. Sign out b. Sign in c. Come in d. Come out

18. A folder where emails received by you are held is called?

- a. Modem b. Inbox c. ISP d. File

19. Which of the following is not an example of ISP?

- a. Airtel b. Reliance c. BSNL d. Google

20. Who helps you send emails anywhere at any time?

- a. Network b. Internet c. Wi-Fi d. None

21. All the slides must have the same theme, fonts, colors, effects and _____.

- a. title b. content c. background d. all

22. Click on _____ button. The text box will appear on all the slides.

- a. open view b. insert view c. close master view d. exit

23. The internet is a _____ network that connects millions of computer.

- a. world-wide b. information c. system d. need

24. There are some popular web browsers are Internet Explorer, Chrome, Opera and _____.

- a. Mozilla Firefox b. software c. hardware d. none

25. A welcome screen appears. Click on to continue _____.

- a. Gmail b. Google c. Google Chrome d. all of these

27. Click on the _____ button to save the web page.

- a. delete b. close c. Save d. open

28. The initials of the sign out icon depends upon the _____ of the name of the user.

- a. Second letter b. middle letter c. first letter d. none

29. Every presentation contains at least one _____ master.

- a. view b. switch c. slide d. scroll

30. You can control the speed and add sound to _____ .

- a. draw b. transitions c. animations d. scheme

B) Name the following options available under the Gradients fill option:-



Texture option



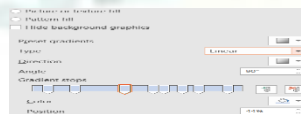
Direction option



Pattern fill option



Present colors options









Type option



Gradient stops option

C) Name these icons and write their use: -

1.  **Back tool button** **To go back to your inbox**
2.  **Internet Explorer** **To access the web page**
3.  **Delete Button** **to delete unwanted e- mails**
4.  **Forward button** **Moves forward a page**
5.  **Sign in button** **access your email account**
6.  **E-MAIL** **message6+ sent from one computer to another**

D) Label the different parts of the Internet Explorer toolbar: -

