



पुर्णमा International School

Shree Swaminarayan Gurukul, Zundal

Grade - IV

ENGLISH

Specimen copy Year 22-23


INDEX

SR.NO.	MONTH	CONTENT
1	September-October	UNIT - 6 POEM - HIAWATHA WRITING SKILL: DAIRY WRITING
2	October-November	UNIT – 6 PROSE – THE SCHOLAR’S MOTHER TONGUE UNIT – 7 POEM – A WATERING RHYME
3	November-December	UNIT – 7 PROSE – THE GIVING TREE WRITING SKILL: INFORMAL LETTER UNIT – 8 POEM – BOOKS PROSE – GOING TO BUY A BOOK
4	December	UNIT - 9 POEM – THE NAUGHTY BOY PROSE - PINOCCHIO WRITING SKILL: ESSAY
5	January	REVISION

UNIT - 6 HIAWATHA

➤ New vocabulary:

1. Wigwam
2. Timid
3. Beavers
4. Beasts
5. Acorns
6. Squirrels
7. Reindeer
8. Secrets
9. Lodges
10. Swiftly



➤ Word Meanings:

1. **Secret** - something that not be known by others
2. **Timid** - easily frightened
3. **Acorns** - a cup shaped nut of the oak tree
4. **Beaver** - an animal with smooth fur, sharp teeth and a long flat tail

➤ Antonyms:

1. Timid X Bold
2. Secret X Open
3. Hide X Seek
4. Summer X Winter
5. Swift X Slow

➤ Homophones:

1. Hear - here
2. No - know
3. Thrown - throne
4. Bow - bough
5. Tail - tale
6. Too - two
7. Right - write
8. Principal - principle

➤ **Summary**

The poem 'Hiawatha' is about a young boy of Native -American background. He lived in a hut with his grandmother, Nokomis. The poem describes the beautiful relationship between the young boy and nature. Nokomis taught Hiawatha about the stars, tree, animals and birds.

➤ **Answer the following questions:**

Q.1. Who was Hiawatha?

Ans. Hiawatha was a young Red Indian boy.

Q.2. Who was Nokomis?

Ans. Nokomis was Hiawatha's old grandmother

Q.3. What did Hiawatha love?

Ans. Hiawatha loved birds and animals.

Q.4. Where do the following live?

(a) Birds live in

Ans. Birds live in nests.

(b) Rabbits live in

Ans. Rabbits live in underground burrows.

(c) Beavers live in

Ans. Beavers live in lodges made near ponds and rivers.

➤ **Writing skill: Diary Writing:**

Write a diary about your day at school.

Date- 04/10/2022

Time- 9 pm.

Dear Diary,

Today I had a great day at school. I made friends with a new classmate.

He is very friendly. I shared my lunch with him. He likes to play football and so do I.

Tomorrow, I will invite him to my house.

That is all for today. I am sleepy now.

Goodbye

(Your name)

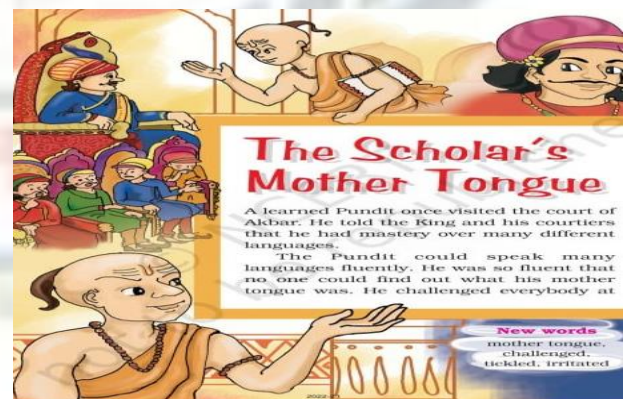
Activity: Draw Tribal jewelry



UNIT - 6 The scholar's Mother Tongue

➤ New vocabulary:

1. Mother Tongue
2. Whispered
3. Tickled
4. Court
5. Truth
6. Feather
7. Mastery
8. Fluently
9. Challenge
10. Answered



➤ **Word Meanings:**

1. **Mastery**- Great skill at doing something
2. **Tickled**- To touch somebody lightly so that he/she laughs
3. **Whisper**- To speak very quietly into somebody's ear
4. **Courtier**- A adviser or companion of a king

➤ **Answer the following questions:**

Q.1 Who came to Akbar's court?

Ans. A learned Pundit came to Akbar's court.

Q.2 What did he claim to know?

Ans. He claimed to know different languages. He could speak them fluently.

Q.3 How did he challenge everybody?

Ans. He challenged everybody to name his mother tongue.

➤ **Make sentences:**

1. **Mother tongue**- My mother tongue is Hindi.
2. **Accept**- You have to always accept the truth.
3. **Quietly**- The teacher asked students to sit quietly.
4. **Surprise**- My sister gave me a surprise gift on my birthday.

➤ **Picture Activity:** Draw and color a picture of a Pundit.



UNIT - 7

A WATERING RHYME

➤ **New vocabulary:**

1. Hour
2. Thirsty
3. Watering
4. Boots
5. Early
6. Heat
7. Noonday
8. Roots
9. Soak
10. Through

➤ **Word Meanings:**

1. Noonday – the middle of the day
2. Watering – to give water to plants
3. Soak – to make something completely wet
4. Heat – the feeling of something hot

➤ **Pick out the silent letters from these words.**

1. Hour – H
2. Doubt – b
3. Often – t
4. Walk - l
5. Knife – k
6. High – g

➤ **Place letters in their right order to form the name of flowers.**

1. PAETWEES – SWEETPEA
2. MRAIDOLG – MARIGOLD
3. JMINEAS – JASMINE
4. TLOUS – LOTUS
5. ARGOM – MOGRA
6. BISIHCUS – HIBISCUS
7. ANSPY – PANSY
8. DHAAIL - DAHLIA

➤ **Rhyming words:**

1. Boots – Roots
2. Heat – Beat, Neat
3. Where – Here, There
4. High – Fly, Cry
5. Early – Curly
6. Shake – Cake, Bake
7. Bread – Spread
8. Could – Should, Hood

➤ **Summary:**

The poem tells us about the time when we are supposed to water the plants, according to the poet morning and evening time are the best to do so, if we water the plants at night they will surely die. Also, the poet advises to water the roots of the plants because that is where they have their mouths.

➤ **Answer the following questions:**

Q.1 What is the best time to water the plants?

Ans. Early in the morning and evening are the best time to water the plants.

Q.2 When should we not water the plants?

Ans. We should not water the plants during the mid-day.

Q.3 Which part of the plant should be watered?

Ans. The roots of the plant should be watered.

Q.4 What happens when we water plants in the morning?

Choose one answer.

(a) They will grow well.

(b) They will dry up.

Ans. They will grow well.

Q.5 From where do flowers get water?

(a) From the bottom (roots)

(b) From the top (leaves)

Ans. From the bottom (roots)

UNIT - 7

The Giving Tree

➤ **New vocabulary:**

1. Delicious
2. Pluck
3. Trip
4. Swing
5. Sail
6. Recognized
7. Stump
8. Trunk
9. Climb
10. Branches



➤ **Word Meaning:**

1. **Delicious** – highly pleasant to the taste.
2. **Pluck** – quickly remove
3. **Trip** – a journey
4. **Swing** – move back and forth
5. **Sail** – to travel on water in a ship
6. **Stump** – the bottom part of a tree left
7. **Recognized** – identify
8. **Trunk** - the main woody stem of a tree

➤ **Antonyms:**

1. Happy X sad
2. Delicious X inedible
3. Sorry X glad
4. Young X old, mature
5. Buy X sell

➤ **Summary**

The story is about a tree's sacrificial love for a boy. They play together happily every day, but the boy grows up and pursues the trappings of adulthood: money, a house, a family, travel. So the tree gives the boy her apples to sell, her branches to build a house, and her trunk to make a boat. By the end, the tree is a stump, but the boy now a tired old man needs nothing more than a quiet place to rest, so he sits on the tree and she is happy.

➤ **Answer the following question: -**

1. How did the boy enjoy the company of the tree?

Ans. The boy climbed the trunk of the tree, swung on its branches, ate its fruit, and slept under its shade.

2. How did the tree help the boy earn money?

Ans. The tree told the boy to pluck all the apples and earn money by selling them in the market.

3. What did the boy make with the branches of the tree? Ans. The boy made a house with the branches of the tree.

4. What did the boy make with the trunk of the tree? Ans. The boy made a boat with the trunk of the tree.

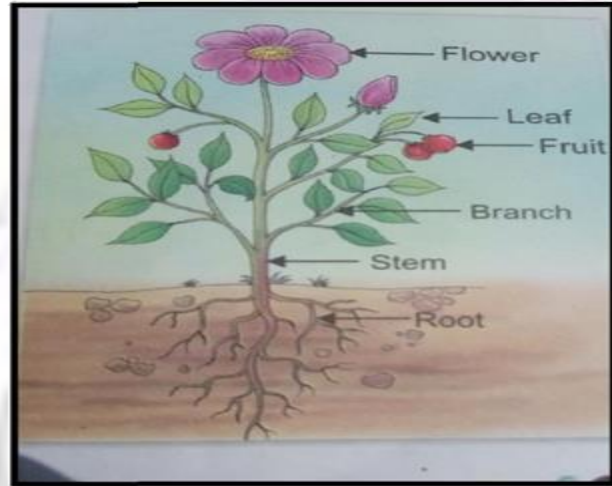
5. How was the stump of the tree useful?

Ans. The stump of the tree proved to be useful by offering the old man a peaceful place to sit and rest.

6. Why is the play called 'The Giving Tree'?

Ans. The play is called 'The Giving Tree' because the tree always gives something or the other to the boy to make him happy.

➤ **ACTIVITY: DRAW AND COLOR PARTS OF PLANT**



➤ **Writing skill: Write a letter to your uncle to be thankful for the birthday gift had sent to you.**

Flat 128,
PQR Apartments,
Ahmedabad
15 November 2021

My dear uncle,
I received your letter and gift parcel yesterday which you sent me on my birthday. I got many gifts from my friends but yours is the best of all. It is a wristwatch. It will make me punctual. It will remind me the value of time. I thank you for this gift.
Please convey my regards to dear aunt.

Your
lovingly
Your Name

UNIT - 8
BOOKS
[ACTIVITY BASED CHAPTER]



➤ **New vocabulary:**

1. Library
2. Shelves
3. Galore
4. Wide
5. Skinny

➤ **Word Meanings:**

1. Skinny – Unusually thin
2. Galore – In great amounts or numbers
3. Library – A room that has a collection of books

➤ **Answer the following Questions:**

Q.1 What did the library door say?

Ans. The library door said, “Come in, come in.”

Q.2 What did the books in library look like?

Ans. The books in the library were tall, skinny, little and fat.

Q.3 Why did the child in the poem like looking at the picture?

Ans. The child in the poem liked looking at the pictures because they told stories.

➤ **Picture Activity:**


- Draw and color the picture of books and learn how to cover your books



UNIT 8 GOING TO BUY A BOOK

➤ **New Words:**

1. Bookshop
2. Machines
3. Finally
4. Alone
5. Pictures
6. Picked
7. Stories
8. Relax



➤ **Word Meanings:**

1. Later – After the present
2. Finally – at the end
3. War – Fighting between two or more countries or groups
4. Right now – At this moment, exactly now

➤ **Answer the following questions:**

Q. 1 Why did grandfather give the children money?

Ans. Grandfather gave the children money to buy books.

Q. 2 Where did they go to buy books?

Ans. They went to a small bookshop to buy books.

Q. 3 Did the girl buy a picture book?

Ans. No, the girl did not buy a picture book. She bought a story book.

Q. 4 What are the different kinds of books in this bookshop or in any other bookshop you have seen? Tell the class.

Ans. There are different kinds of books in the bookshop which is close to my house. One can get there picture books, story books, novels, etc.

➤ **Imagine that you will go to bookshop tomorrow. What will you do there?
Write five sentences beginning with:**

- (a) I shall go through several books.
- (b) I shall read a few of them.
- (c) I shall select some books of my choice.
- (d) I shall buy them.
- (e) I shall return home and read them.

➤ **Draw and color the picture of a book shelf**



UNIT - 9

THE NAUGHTY BOY

➤ New vocabulary:

1. Naughty
2. Wooden
3. Merry
4. Weighty
5. Cherry
6. Wondered
7. England
8. Scotland
9. Ground
10. Yard



THE NAUGHTY BOY

➤ Word Meanings:

1. Weighty – Serious and important
2. Fourscore – four times twenty
3. Naughty – badly behaved, not obeying
4. Yard- an area outside a building

➤ Antonyms:

- a) Hard X Soft
- b) Naughty X Decent
- c) Found X Lost
- d) Long X short

➤ Summary:

“In this poem, ‘A Naughty Boy’, the poet John Keats describes about a naughty boy. He ran away to Scotland. He wanted to see the development of the people. But there he found the same hard ground, the same long yard, the same merry song, the same red cherry, same weighty led. He also found same fourscore that were still eighty and a same door which was as wooden as in England. These all things made him surprised. So he became active to perform wonderful things.”

➤ **Answer the following questions:**

Q.1 From where did the naughty boy come?

Ans. The naughty boy came from England.

Q.2 Where did the naughty boy go?

Ans. The naughty boy went to Scotland.

Q.3 Why did he go there?

Ans. He went there to see its people and things there.

Q.4 What did the boy wonder about?

Ans. The boy wondered that all the things found in Scotland were all the same as in England.

Picture Activity: Draw a clown face and color it.



➤ **Write a letter to your principal to grant you two days leave as you are not well.**

To

The Principal,

Puna International School

Zundal.

Subject- Leave application.

Respected Madam,

This is to inform you that I am _____ from class IV, I will not be able to come to school for next two days as I am suffering from fever.

I would be thankful if you kindly grant me leave for two days.

Thanking you

Yours sincerely/faithfully/obediently

Your Name

Date - ___/___/___

UNIT - 9 PINOCCHIO

➤ New vocabulary:

1. Carpenter
2. Queer
3. Puppet
4. Amazed
5. Stiff
6. Strange
7. Pinocchio
8. Tickling
9. Puzzled
10. Finished



➤ Word Meaning:

1. **Carpenter** – a person who makes or repairs wooden objects
2. **Queer** – strange or odd
3. **Puppet** – movable model of a person or animal
4. **Amazed** – surprised
5. **Stiff** – rigid

➤ Antonyms:

1. Respect X disrespect
2. Able X disables
3. Efficient X inefficient
4. Own X disowns
5. Capable X incapable
6. Secure X insecure

➤ Synonyms:

1. Surprised – Amazed
2. Strange – Queer
3. Make up your mind – Decided.
4. Completed – Finished

➤ **Summary**

“Pinocchio is a fairy tale. The story is about an old man who makes a puppet with wood. When it is done, the puppet comes alive. The main idea of the story is that Pinocchio wants to fit in and be a real boy but he fails to do so because he keeps getting into trouble. He used to lie about everything whenever his master asked him anything. So, when he used to lie his nose started to grow longer and longer. Finally, Pinocchio decided never to lie again.”

➤ **Answer the following question:**

Q1. What did the carpenter buy?

Ans. The carpenter bought a piece of wood.

Q2. What did he make out of it?

Ans. He made a speaking puppet out of it.

Q3. What did he call his puppet?

Ans. He called it “Pinocchio”.

Q4. What did Pinocchio say in the end?

Ans. In the end Pinocchio said, “I’m glad to be a real boy. I’ll never tell a lie again.”

Q5. How many words can you make from PINOCCHIO?

Ans. Pin, hop, chip, chin, chop, hip, cop, nip, hoop, on, no.

➤ **Make Sentences:**

1. **Carpenter**- He is a very fine carpenter
2. **Queer** – Do not talk to a queer.
3. **Puppet** – The children enjoyed the puppet show
4. **Amazed** – I was amazed at his behavior.
5. **Stiff** – Her body got so stiff.

➤ **ACTIVITY: DRAW A WOODEN TOY**



➤ **WRITING SKILL:**

Write an essay on Christmas:

Christmas is celebrated on 25th December every year. This festival celebrates the birth anniversary of Jesus Christ - the Messiah of God. Although it is a Christian festival, people from different communities celebrate it with great joy and enthusiasm.

A Christmas tree is an artificial pine tree which is decorated with lights, artificial stars, flowers, toys and bells all over it. It looks beautiful when the decoration is complete. Churches are decorated with lights during Christmas and people hang star lanterns outdoors to mark the onset of the festive season. All members of the family sit and pray together in praise of Jesus Christ.

Kids are especially enthusiastic about Christmas as they expect Santa Claus to visit them and bring gifts to their homes on the night of Christmas Eve. Presents are placed under the Christmas tree which are wrapped in gift boxes and opened on the day of Christmas.

Kids sing Christmas carols like, “Jingle Bell, Jingle Bell, jingle all the way” and perform various skits celebrating the auspicious day. Christmas is a festival which is cherished by people from all faiths and religions. It reminds us of the importance of sharing, exchanging gifts and living in peace and harmony with our family and friends.