



Purna International School

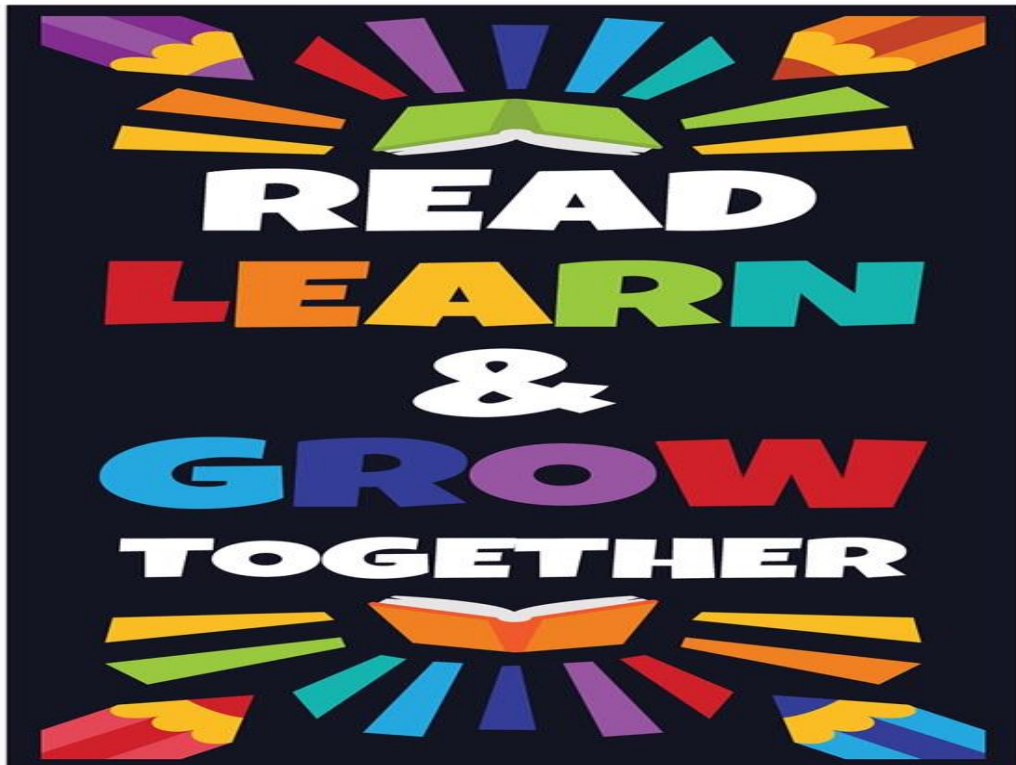
Shree Swaminarayan Gurukul, Zundal

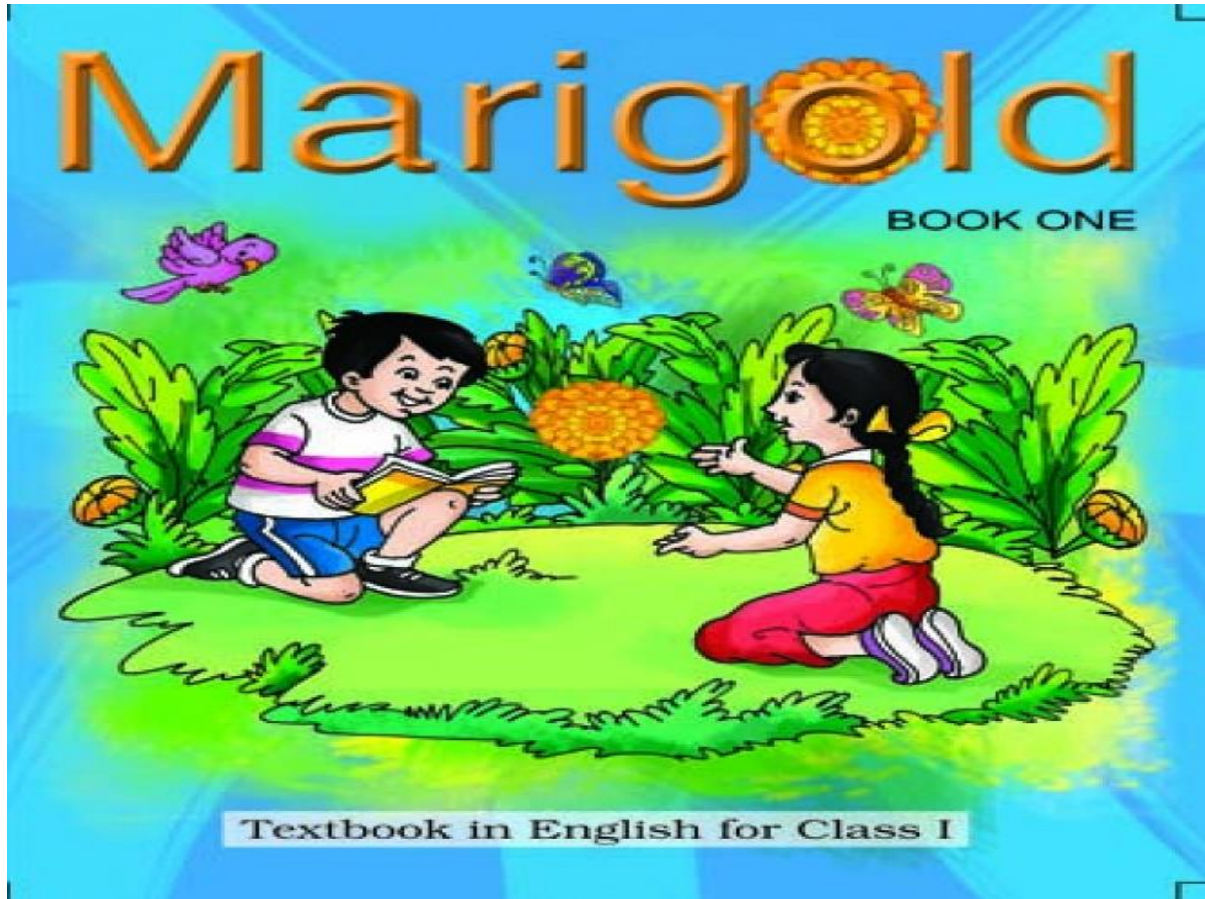
Class - 1

ENGLISH

Study Material

Year - 2022-23





Sr.no.	Month	Topic
1	April	Unit -1 Poem :- A Happy Child
2	April	Unit -1 Prose :- Three Little Pigs
3	May	Reading skills :- Picture Comprehension
4	June	Unit-2 Poem :- After a Bath
5	June	Story writing :- The Fox and the grapes
6	June	Unit-2 Prose :- The Bubble, the Straw and the Shoe
7	July	Unit-3 Poem :- One Little Kitten
8	July	Unit-3 Prose :- Lulu and Peelu
9	July	Essay writing :- My Mother
10	July	Unit-4 Poem :- Once I saw a Little Bird
11	August	Unit-4 Prose :- Mittu and the Yellow Mango
12	August	Unit-5 Poem :- Merry-Go-Round
13	August	Unit-5 Prose :- Circle
14	August	Picture reading

UNIT-1

Poem- A Happy Child

*New Vocabulary

1. House
2. Red
3. Little
4. Tree
5. Play
6. Laugh
7. Whole
8. Child
9. Shade
10. Under

*Rhyming words

1. red – bed
2. cry – dry
3. play – clay
4. house – mouse
5. tree – free
6. sit - hit

* Make sentences

1. Red :- I have a red car.
2. Play :- I want to play with a ball.
3. Cry :- She started to cry again.
4. Tree :- The boy fell down.

[H.W]

Activity :- Draw a house of your choice and colour it.




UNIT-1

Prose – Three Little Pigs

*New Vocabulary

1. Pig
2. Sonu
3. Monu
4. Gonu
5. Wolf
6. Brick
7. House
8. Little
9. Stick
10. Straw



*Word meanings

1. Straw :- Dry and long grass
2. Strong :- Very hard
3. Together :- With each other
4. Listen :- To hear
5. Stick :- Piece of wood



* Answer the following questions.

Q1. How many pigs were there?


A1. There were three little pigs.

Q2. Was the wolf good or bad?

A2. The wolf was bad.

Q3. Write names of three little pigs

A3. Sonu , Monu , Gonu.




[H.W] * Activity :- Make a mask of pig's face.



Reading skills :- Read the passage and fill in the blanks.

The Rocket

I can see a big rocket.
It is going up, up, up.
The rocket can fly fast.
It is going to the moon.



1. The rocket is _____.

- A. little
- B. big
- C. red



2. It can _____ fast.

- A. run
- B. jump
- C. fly



3. The rocket is going _____.

- A. to the moon
- B. to the sun
- C. down, down, down



UNIT-2

Poem- After a Bath

*New Vocabulary

1. Bath
2. Hands
3. After
4. Fingers
5. Toes
6. Think
7. Shake
8. Could
9. Legs
10. Time
11. Shiny
12. Dog

*Rhyming words

1. my – by
2. dry – try
3. dog – fog
4. shake – make
5. leg – beg
6. wet – set
7. could - should


* Complete the following lines of the poem.

After my _____
I try, try, _____
to wipe _____
til I'm dry, _____.
Hands to wipe
and fingers and _____
and two wet _____
and a shiny _____.
Just think how _____
less time I'd take
if I were a _____
and could shake, _____, _____

After a Bath

After my bath
I try, try, try
to wipe myself
till I'm dry, dry, dry.
Hands to wipe
and fingers and toes
and two wet legs
and a shiny nose.

Just think how much
less time I'd take
if I were a dog
and could shake, shake, shake.



[H.W]

Activity :- Homophones :- A word that is pronounced the same as another word but that has a different spelling and meaning.

Homophones

same sound

Words that sound the same but have different spellings and meanings



pair

—

pear



won

—

one



see

—

sea



you

—

ewe



ant

—

aunt



mail

—

male



write

—

right



hair

—

hare



- **STORY WRITING:- THE FOX AND THE GRAPES**

It was a bright day.

A fox entered a big garden.

There were many bunches of grapes in the garden.


The ripe grapes were ready to eat.

The fox had not eaten anything since morning.

The hungry fox tried to reach them.

When he could not reach them, he said to himself,

“ I don't want sour grapes.




UNIT-2

Prose – The Bubble, the Straw and the Shoe

*New Vocabulary

1. Bubble
2. Loud
3. Straw
4. River
5. Shoe
6. Cross
7. Bank
8. Float
9. Stretch
10. Burst



*Opposite words

1. hot x cold	2. laugh x cry
3. give x take	4. night x day
5. up x down	6. rich x poor
7. soft x hard	8. short x tall
9. before x after	10. high x low

* Answer the following questions.

Q1. Name the three friends.

A1. The Bubble , Straw and Shoe.

Q2. What did they want to do?

A2. They wanted to cross the river.

Q3. Where did they go one day?

A3. They went into the forest one day.



H.w

[Activity] :- Draw picture of The bubble , straw and shoe



UNIT-3

Poem- One Little Kitten

*New Vocabulary

1. Fish
2. Seal
3. Lizard
4. Seagull
5. Fleas
6. Whale
7. Donkey
8. Fat
9. Silly
10. Bees



***Rhyming words**

1. cat – bat
2. big – pig
3. fat – mat
4. sad – bad
5. six –mix
6. tail - mail

*** Answer the following questions.**

Q1. How many kinds of creatures are there in the poem?

A1. There are fifteen creatures mentioned in the poem.

Q2. Are the seals happy?

A2. No, the seals are sad.

Q3. How many bees are mentioned in the poem?


A3. Ten brave bees.

H.w

*** [Activity] :- Draw a picture of your favourite animal and write 3 line about it.**

One Little Kitten

One little kitten
Two big cats
Three baby butterflies
Four big rats
Five fat fishes
Six sad seals
Seven silly seagulls
Eight happy eels;
Nine nervous lizards
Ten brave bees
Eleven smelly elephants
Twelve fat fleas
Thirteen alligators
Fourteen whales
Fifteen donkeys
With fifteen tails.



UNIT-3

Prose- Lalu and Peelu

*New Vocabulary

1. Chick
2. Chilli
3. Burn
4. Laddu
5. Scream
6. Grass
7. Plant
8. Gobble
9. Lalu
10. Peelu



*Word meanings

1. Chick = Baby of hen
2. Laddu = A sweet dish
3. Chilli = A small hot tasting pod
4. Gobble = To eat quickly

*Opposite words

1. sit x stand
2. high x low
3. on x off
4. sweet x sour
5. like x unlike

*Answer the following questions.

Q1.Name the chicks in the story.



A1.Lalu and Peelu.

Q2.Who liked yellow things?

A2.Peelu liked yellow things.

Q3.What did Lalu eat one day?

A3.Lalu ate a red chilli one day.



Essay writing :- “ My Mother ”

1. My mother is the most important person in my life.
2. Her name is _____ .
3. She is very beautiful and kind hearted lady.
4. She takes care of all of us.
5. She cooks delicious food.
6. She helps me to do my home-work.
7. I love my mother.



UNIT-4

Poem- Once I saw a Little Bird

*New Vocabulary

1. Little
2. Hop
3. Window
4. Shook
5. Laugh
6. Inside
7. Away
8. Stop

*Rhyming words

1. shook – book
2. hop - cop
3. say – may
4. come – some

*Answer the following questions.

Q1. What did the child see?

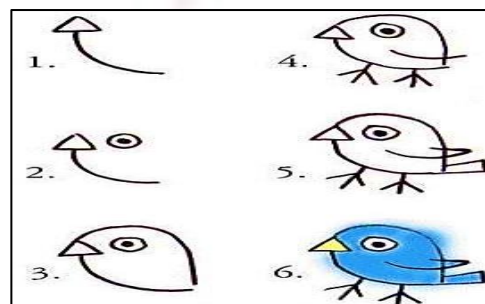
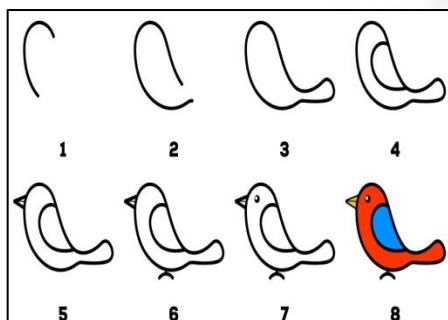
A1. The child saw a little bird.

Q2. What was the little bird doing?

A2. The little bird sat upon a window.


H.w

[Activity] :- Draw a picture of your favourite bird.



Once I Saw a Little Bird

Once I saw a little bird
Come hop, hop, hop,
I cried, "Little bird,
Will you stop, stop, stop?"
I was going to the window
To say, "How do you do?"
But he shook his little tail
And away he flew.




UNIT-4

Prose – Mittu and the Yellow Mango


*New Vocabulary

1. Beak
2. Afraid
3. Loud
4. Voice
5. Fly
6. Nice
7. Hunter
8. Feathers
9. Mittu
10. Mango



*Word meanings

1. Yummy – Tasty
2. Clever – Quick to understand
3. Afraid – Feeling fear
4. Shouted – Said in loud voice



*Answer the following questions.

Q1. What did the big black crow say?

A1. The big black crow said, "Caw, caw, go away. This is my tree."

Q2. What did Mittu see under the tree?

A2. Mittu saw a red balloon under the tree.

Q3. What did Mittu see on the tree?

A3. Mittu saw a big yellow mango on the tree.

Q4. Do you like mangoes?

A4. Yes, I like mangoes.



UNIT-5

Poem – Merry-Go-Round

*New Vocabulary

1. Merry
2. Round
3. Climb
4. Straight
5. Around
6. Grey
7. Under
8. Brown
9. Down
10. Climbed

*Opposite words

1. up x down
2. big x small
3. start x stop
4. come x go
5. on x off

*Rhyming words

1. big – wig , fig
2. sat – rat , mat
3. and – sand
4. up – cup
5. brown – crown

*Answer the following questions.

Q1. How did the merry-go-round go?

A1. The merry-go-round went round and round.

Q2. How did the big brown horse go?

A2. The big brown horse went up and down.

Q3. Where have you seen a merry-go-round?

A3. I have seen a merry-go-round in a fair and a park.

Merry-Go-Round

I climbed up on the merry-go-round,
And it went round and round.

I climbed up on a big brown horse,
And it went up and down.




Around and round
And up and down,
Around and round
And up and down.

I sat high up
On a big brown horse
And rode around
On the merry-go-round
And rode around

On the merry-go-round
I rode around
On the merry-go-round
Around
And round
And
Round...

*Activity :- Draw a merry-go-round and colour it.



UNIT-5

Prose- Circle

*New Vocabulary

1. Mohini
2. Draw
3. Circle
4. Zig-zag
5. Grandmother
6. Wheel
7. Moon
8. Lines
9. Sitting
10. Balloon

* Opposite words

1. old x young
2. wet x dry
3. sit x stand
4. happy x sad
5. fast x slow
6. tall x short

* Answer the following questions.

Q1. What did Grandmother and Mohini draw first?

A1. Grandmother and Mohini drew a circle at first.

Q2. What were the colours of the balloons that Mohini drew?

A2. Mohini drew balloons of different colours such as red, blue, green and yellow.

Q3. What things can you draw using a circle?

A3. Clock, sun, moon, bangle, balloon, pizza, cake etc.

[Activity]:- Draw different types of things having shape of circle.



*Picture reading :- See the picture and write what can you see in it.

1. Sun
2. Girls
3. Birds
4. Crab
5. Fish
6. Umbrella
7. Book
8. Sun-glasses
9. Cap
10. Bucket

