



पुर्णा International School
Shree Swaminarayan Gurukul, Zundal

Grade - Sr.KG

Hindi

Specimen

copy

Year 21-22

INDEX

Sr. No.	Month	Topic	Sign
1	August	ट - ण	
2		रिक्त स्थान भरो ।	
3		चित्र देखकर सही स्वर लिखो ।	

स्वर						
अ अनार	आ आम	इ इमली	ई ईख	उ उल्लू	ऊ ऊन	ऋ ऋषि
ए एकतारा	ऐ ऐनक	ओ ओखली	औ औरत	अं अंगूर	अः नमः	
व्यंजन						
क कलम	ख खटिया	ग गदा	घ घड़ियाल	ङ	च चरखा	छ छड़ी
ट टमाटर	ठ ठंढेरा	ड डमरू	झ झरना	ञ	ट टमाटर	ठ ठंढेरा
त तराजू	थ थन	द दवात	ढ ढकना	ण बाण	त तराजू	थ थन
प पतंग	फ फव्वारा	ब बतख	भ भरनी	न नल	प पतंग	फ फव्वारा
य यज्ञ	र रथ	ल लट्ट	व वजन	म मछली	य यज्ञ	र रथ
	ष षट्कोण	स सरौता	ह हथौड़ी	श शलगम		ष षट्कोण
	क्ष क्षत्रिय	त्र त्रिशूल	ज्ञ ज्ञानी	श्र श्रमिक		क्ष क्षत्रिय

Video Link

<https://www.youtube.com/watch?v=GBWGNvHsiFs>

ट, ठ


ट



टपकना



टमटम



टट्टू (pony)



टब



टखना (ankle)



टमाटर



ਰ



ਰਹਾਕਾ



ਰਗ



ਰਘਾ




ਰਠੇਰਾ






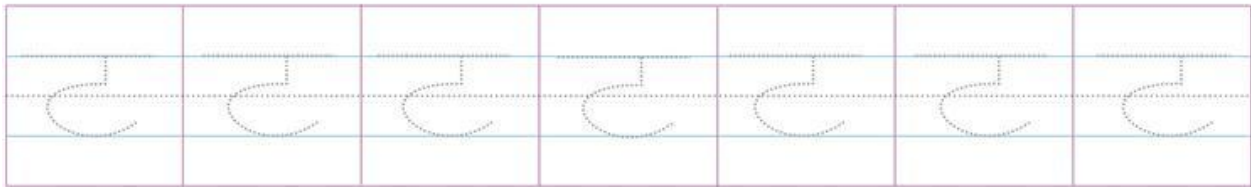

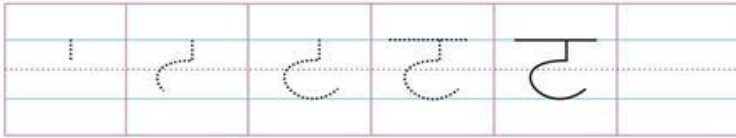
ट - (TA)

TA as in Target



टमाटर
Tamatar
(Tomato)

Steps to write the letter "ट"






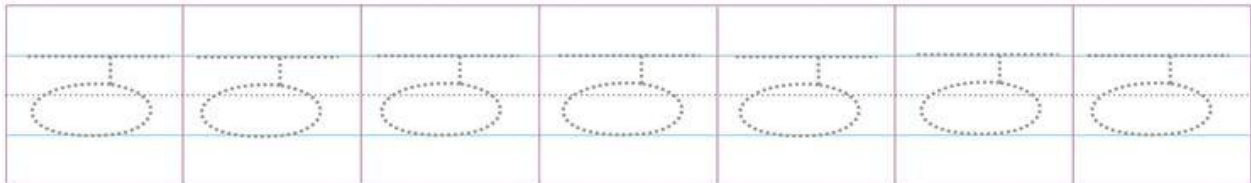
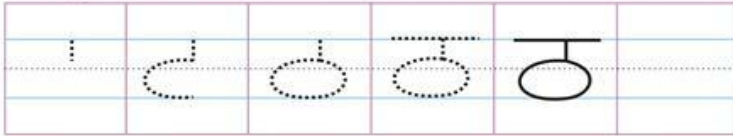
ਠ – (TTA)

TTA as in Hut




ਠਘਾ
Thappa
(Stamp)


Steps to write the letter “ਠ”



Activity: - चित्र में रंग भरे।



© M. Aronov
drawing of a
tomato use for coloring



ड , ढ, ण

ड से



डमरू



डफ़ली

ढ से



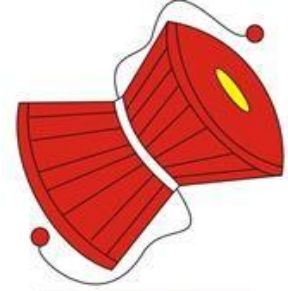
ढोलक



ढक्कन

ड - (DA)

DA as in Dark


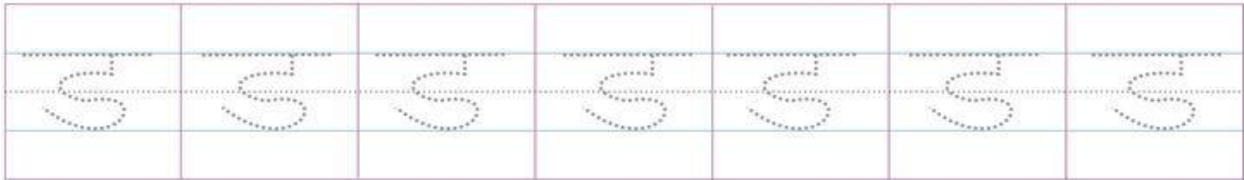
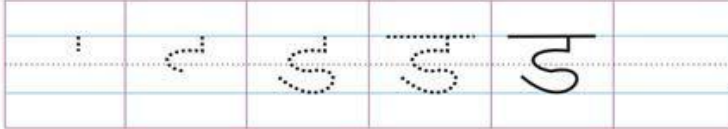


डमरू

Damaroo

(Drum)

Steps to write the letter "ड"

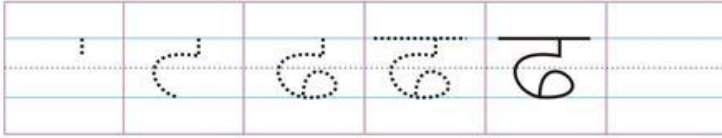


ढ - (DDA)

DDA as in Red



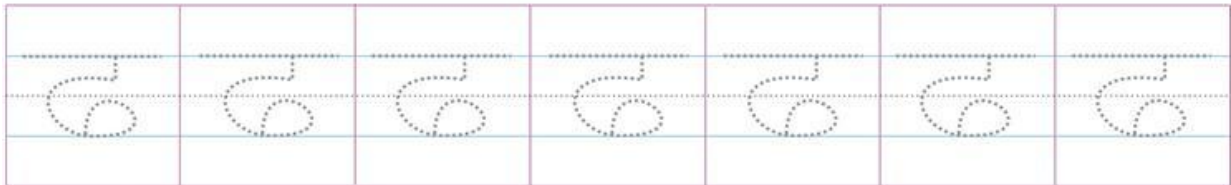


Steps to write the letter "ढ"




ढक्कन

Dhakkan
(Lid)

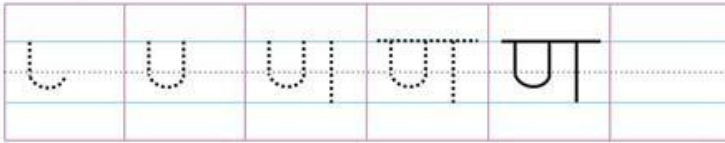


ण - (NHA)

NHA as in Communal



Steps to write the letter "ण"



बाण

Bhan

(Arrow)

ण	ण	ण	ण	ण	ण	ण
---	---	---	---	---	---	---

ण	ण	ण	ण	ण	ण	ण
---	---	---	---	---	---	---

--	--	--	--	--	--	--

--	--	--	--	--	--	--

--	--	--	--	--	--	--

--	--	--	--	--	--	--

रिक्त स्थान भरो ।

क

घ

छ

ण

चित्र देखकर पहला अक्षर लिखो ।











