



# पुर्णा International School






Shree Swaminarayan Gurukul, Zundal

Sub- Maths

Shapes

Grade -II

1. Write the names, corners and edges of the shapes.

Shape	Name	Corners	Edges
	.....	.....	.....
	.....	.....	.....
	.....	.....	.....
	.....	.....	.....
	.....	.....	.....

**2. Draw and colour the shapes.**

**I- Circle :**



**II- Rectangle:**

**III- Oval:**



**IV- Square:**



**V- Triangle:**




**3. Match the following shapes with their names.**

**A. Square**



**B. Triangle**




**C. Rectangle**



**D. Oval**



**E. Circle**




4. Look at Tarani's picture and tell :-

How many  s? .....

How many  s? .....

How many  s? .....

How many  s? .....



Tarani made a picture using different shapes.

5. Learn and write the names of the shapes.

a. Circle ..... .....

b. Triangle ..... .....

c. Oval ..... .....

d. Square ..... .....

e. Rectangle ..... .....