


GRADE - 5 ENGLISH(MARIGOLD)

UNIT 1

ICE-CREAM MAN (POEM)

- RACHEL FIELD



PICTURE ACTIVITY:

Draw and colour your dream ice-cream with different colours, toppings, flavours-



❖ **Summary:**

Ice-cream man is a poem written by Rachel field. Here the poet tells about the favourite person of children during summer season, Ice-cream man. The poet tells us the only person who brings happiness and joy with his little cart moving on the hot streets with his round umbrella. Further the poem gives us a perfect description of children's love for ice-cream when he fills the cones with brown and white cream. He brings different kinds of ice-cream and colorful bottles of drinks. At last the poet compares his cart with flower bed and the children with honey bees because the children surround the ice-cream cart.

❖ **New words:**

1. Blaze
2. Trundling

3. Beneath
4. Mounds
5. Frosty-fizz
6. Cluster

❖ **Word meanings:**

1. Blaze-bright flame or fire
2. Trundling-moving on small broad vehicles
3. Mounds- heap, pile
4. Frosty-fizz- chilled drink making a hissing, bubbling sound
5. Cluster- gather around, group of similar things
6. Chilly-cool

❖ **Answer the following questions:**

1. In which season is ice-cream popular?

Ans- Ice-cream is popular in summer season.

2. What does the Ice-cream man go trundling with?

Ans- The Ice-cream man goes trundling with his little cart.

3. Who feels joyful on seeing the Ice-cream man?

Ans- The children feels joyful on seeing the ice-cream.

4. Describe the joyful sight.

Ans- The joyful sight is to see the ice-cream man fill the cones with mounds of cool brown and white cream.

5. Name the different flavours of ice-cream the Ice- cream Man has in his cart.

Ans- Vanilla, chocolate and strawberry are the different flavours of ice-cream the Ice-cream man has in his cart.

6. What are the two things that the Ice-cream Man is selling?

Ans-The Ice-cream Man is selling- ice-cream and chilly drinks.

7. What is the ice-cream cart compared to in the poem?

Ans- In the poem the Ice-cream cart is compared to the flower bed.

Make sentences using the following words:

1. Cluster-There is a cluster of stars in the sky.
2. Mounds- The ice-cream man fill the cones of ice-cream with mounds.
3. Joyful- Children feel joyful on seeing different types of ice-cream.
4. Cart- The cart is full of fruits and vegetables.
5. Frosty-fizz--- The drinks in the party are frosty-fizz.

GRAMMAR:

Make rhyming words of:

1. Heat-street
2. Sight-white , might
3. Drink-pink
4. Trundling-cooling
5. Peas-bees
6. Round- mound

Writing skill:

Write an informal letter to thank your uncle for inviting you to his house during your vacation.

Flat 123, ABC apartments,
Ahmedabad,
Gujarat.

10 March, 2021.

Dear Uncle,


I hope you and aunty are well there. I am fine here. Thanks for inviting me to your house during my vacation. I will come there on 1 April 2021 by Rajdhani Express .I hope I am not troubling you by coming there and once again thanks for the invitation.

Yours affectionately,
Aryan.

Activity

List the activities you want to do in summer. (at least 10).

ENGLISH (MARIGOLD)
UNIT 1
WONDERFUL WASTE (PROSE)



PICTURE ACTIVITY:

Draw and colour the palace of Travancore:



New words:

1. Travancore
2. Survey
3. Feast
4. Scraps
5. Sternly
6. Garlic
7. Tempting
8. Whipped
9. Traditional
10. Poured

Word meanings:

1. In a fix - a situation hard to escape from.
2. Flash across the mind - suddenly think of
3. Lo and behold - look! What a surprise.
4. Traditional feast - hearty meal for many guests served on a special occasion.
5. Survey - looks closely at or examine.
6. Scrap – a little left over of something.
7. Tempting-appealing to or attractive someone
8. Whipped- have been flogged or beaten with a whip

State whether the following are true (t) or false (f):

1. The king had ordered a dinner in the palace.(T)
2. No one had heard of or tasted AVAIL before.(T)
3. The cook had planned to make another dish using the vegetable scrap.(F)
4. Everyone know the name of the dish.(F)
5. AVAIL is a traditional dish of Kerala.(T)

Answer the following questions-

1. What were the preparations in the palace for?

Ans-The preparations were in the palace for the grand dinner.

2. To which place did the Maharaja belong?

Ans- The Maharaja belong to Travancore.

3. Why did the maharaja go into the kitchen in the afternoon?

Ans- The Maharaja went in to the kitchen to survey the dishes that had been prepared for the feast.

4. What had the cook planned to do with the vegetable scraps?

Ans- The cook took all the vegetable bits, cleaned them. He cut them into long strips , put them in a huge pot and placed it on a fire.

5. Ingredients are the things that are used to make a dish. Circle the ingredients of AVAIL in the box below:

Ans- Chillies , vegetable scraps, coconut , garlic , curry leaves , curd.

6. How did the cook decorate the curry?

Ans-The cook decorate the curry with some curd, coconut oil and curry leaves.

7. What became famous all over Kerala?

Ans- AVAIL became famous all over Kerala.

Make sentences using the following words:

1. Grand – Maharaja ordered a grand dinner at his palace.
2. Feast – Maharaja took a survey in kitchen for feast.

3. Pieces- The cook washed the vegetables and cut them into pieces.
4. Strips- He cuts the vegetables into stripes.
5. Whipped-He whipped some curd and added it in the curry.

GRAMMAR:

Write the synonyms of-

1. Order-command
2. Grand- palatial, magnificent
3. Survey-observe
4. Feast –treat
5. Idea- concept
6. Huge- vast, enormous
7. Eager- impatient, anxious
8. Serve-supply , provide
9. Imagine-assume
10. Decorate- garnish

Write the antonyms of-

1. Order X disorder
2. Before X after
3. Enter X exit
4. Near X far
5. Throw X catch
6. Clean X dirty
7. Long X short
8. Huge X tiny
9. Fresh X stale
10. New X old

Make new words by adding 'ing' to the following:

1. Carry- carrying
2. Play-playing
3. Travel – travelling
4. Kidnap- kidnapping
5. Begin- beginning
6. Answer – answering
7. Beg- begging
8. Move – moving
9. Hope – hoping
10. Fly- flying

WRITING SKILL:

Write a letter to your cousin who is not eating healthy. Advise her on the importance of good eating habits in growing –up years.

Flat 123.ABC apartments,
Ahmedabad,
Gujarat.

Dear Siya,

How are you, how are your parents and sisters. I blessed them and request to God that you all live healthy. I am also good over here and my parents also. I was thinking about you so I write this letter regarding healthy food.

I came to know that you are not eating healthy food. Why you are not trying to eat fruits, vegetables and pulses. Healthy food is very necessary in our life. We can live for years and without being sick by eating healthy food. By eating that unhealthy junk food we will harm ourselves only.

Take care of yourselves.

Yours affectionately,

Diya.

ACTIVITY:

Make a Piggy bank out of waste bottle.



ENGLISH (GRAMMAR GEAR)

CHAPTER-1. PHRASES

- **A phrase** is a group of words that does not have a verb that changes form. It does not make a complete sense on its own and is meaningful only as a part of a sentence.
- **A sentence** is a group of words that has a verb that changes form to show tense. A sentence makes complete sense on its own.

A. Write S for groups of words that are sentences and P for those that are phrases:

1. The first prize was won by our team. (S)
2. The ripe oranges. (P)
3. The fish in the aquarium. (P)
4. Too much exercise can sometimes be harmful.(S)
5. Painting portraits is my skill.(S)
6. The blaring loudspeaker. (P)
7. The elderly people meet in the park. (S)
8. Indian festivals are very colourful.(S)
9. The shaking of the earth's surface.(P)
10. Earthquakes can move rocks too.(S)

B. Circle the words that tell more about the underlined nouns and modify them.

1. **Beautiful red** flowers were blooming everywhere.
2. **The blue racing** car reached finishing line first.
3. **The grey – haired** sick man sleeps all day.
4. **All the** planets orbit the sun.
5. **Aunt Sofy's** cat mews very loudly.
6. **The annual champion** trophy was won by us.
7. **The leafy** branches of the trees swayed in the cool summer breeze.
8. **The steep winding** stairs led to dark room.
9. **That** goat **there** has a bell around its neck.

10. **The short stout** man we met at Sue's party is Derek.

C. Choose suitable words from the box and before the nouns to complete the noun phrases.

1. **The famous great Apollo** circus is visiting the town.
2. **The skilled trapeze** artists will perform feats using ropes.
3. **The brave and daring** motorcyclists will put up spectacular stunts.
4. **The funny faced** clowns will make the people laugh.
5. **The excited** audience will be entertained by world famous musicians.
6. **The shiny, colourful** clothes of the artists look very attractive.
7. **The amazing and clever** tricks of the magicians will amuse us all.
8. **A new and wonderful** experience awaits us all.

D. Modify the nouns in these sentences by adding two- or three- word information before each of them. Do not forget to use the articles a, an or the wherever required.

1. **The big black** eyes shining in the dark scared me.
2. **The thin, small** book could not be found.
3. **A beautiful kite** got stuck in a tree.
4. **The black thick** jacket is my father's.
5. **An old** grandmother wears a golden necklace.
6. **The loveliest** kittens disturbed my sleep.
7. **The injured** man thanked the helpful boy.
8. **An angry** elephant pulled down the tree with its trunk.
9. **A chilled** water is not easily available in the villages.
10. **'The starry night'** painting is my mother's favourite.

E. Underline the noun phrases that can be replaced with the pronouns in brackets:

1. The round cookies are in the glass jar.(They)
2. The children on the swings are enjoying themselves in the park.(They)
3. The red convertible runs fast.(It)
4. The gentle and caring Ms Sahu loves the children of her class.(She)
5. Fresh handpicked cherries are sold by this fruit seller.(They)
6. All the oranges can be put in one basket.(They)
7. The tall man with a beard offered my grandfather a seat.(He)
8. The large egg-shaped boulder came rolling down the hill.(It)
9. The seven year old winner of the quiz was awarded a gold medal.
10. The bow-shaped colourful rainbow drew everyone's attention.(It)

F. Complete the dialogue with suitable noun phrases from the box to learn about hedgehogs.

Rolly: Hey, look there! A hedgehog!

Sally: Hedgehog! What's that?

Rolly: Little prickly creatures are called hedgehogs.

Sally: What do they eat?


Rolly: They like to feed on native species of insects and lizards.

Sally: Oh, really!

Rolly: They also chew poisonous things

Sally: Don't they die?

Rolly: No. The poisonous frothy saliva, which they rub on their spines, protects them from their enemies.



ENGLISH(GRAMMAR GEAR)

CHAPTER 2. ADJECTIVES-Kinds

➤ Words that describe or modify a noun or a pronoun are called **adjectives**.

There are different kinds of adjectives:

1. Adjectives of quality
2. Adjectives of number
3. Adjectives of quantity
4. Demonstrative adjectives
5. Possessive adjectives

A. Look at the picture of a monster and write six adjectives that best describe it:

1. Scary
2. Big
3. Angry
4. Thorny
5. Ugly
6. Dangerous

B. Underline the adjectives in these sentences and write their kind.

1. Some vegetables can be grown in large pots.

Ans- **some –adjective of quantity; large-adjective of quality**

2. Organic food is being sold in four outlets’

Ans- **organic-adjective of quality; four-adjective of number.**

3. These days will never come back.

Ans-**these-demonstrative adjective**

4. My answer was correct.

Ans- **my- possessive adjective; correct-adjective of quality**

5. It was not much trouble to locate their house.

Ans-**much- adjective of quantity; their- possessive adjective**

6. There is no pain in my ankle now.

Ans-**no- adjective of quantity; my –possessive adjective**

7. Their currency is called riyal.

Ans-**their-possessive adjective**

8. A goat bleats to call its kid.

Ans- **its-possessive adjective**

9. They spent many hours finding their way in the desert.

Ans-**many- adjective of quantity; their-possessive adjective**

10. His father and my mother are siblings.

Ans-**his; my – possessive adjective.**

C. Write suitable possessive adjectives or possessive pronouns to complete the dialogue.

Then circle the possessive adjectives.

Stella: How long did your colour pencils last?

Alex: A little over a month. And yours ?

Stella: Mine lasted for 15 days.

Alex: Did you share your pencils with someone?

Stella: Yes I shared them with my friends, Ryan and Rhea.

Alex: why did Ryan and Rhea not use theirs ?

Stella: Ryan had forgotten to bring his pencils, while Rhea had lent hers to her sister.

Alex: you are indeed very helpful!

D. Rearrange the jumbled words to frame questions with INTERROGATIVE ADJECTIVES.

1. movies like do which you

-**Which movies do you like?**

2. pet whose lost is

-**Whose pet is lost?**

3. live building you which do in

- **Which building do you live in?**

4. you are whose medal wearing

- **Whose medal are you wearing?**

5. village flooded has which been

-**Which village has been flooded?**

6. turn it is whose

-**Whose turn it is?**

7. Neighbour did which you help?

-**Which neighbour did you help?**

8. books you want what do buy to

-**What books do you want to buy?**

9. rucksack whose was it

-**Whose rucksack was it?**

10. which like you cakes do

-**Which cakes do you like?**

E. Write whether the underlined words are Adjective (A) or Pronouns (P):

1. Whose friends are they?----- A

2. The lighter box is hers.----- **P**
3. These skates are mine.----- **A**
4. What would you like to eat? ----- **P**
5. They have liked your story.----- **A**
6. Her hair is longer than yours.----- **P**
7. Its answer is very easy.----- **A**
8. Which is your bicycle? ----- **P**
9. Our house is quite far away from the market. Theirs is not.----- **A, P**
10. Which painting has been made by you? ----- **A**

