



## July planning pack FOR CHILDREN



grab  
YOUR  
PACK  
today



**MATHS**

**CHAPTER-4**

**TICK-TICK-TICK**

# SUMMARY

1. Show the time
2. Conversion of time
3. AM & PM
4. Write the time
5. Change to 24 hours & 12 hours clock time
6. Multiple choice question


**SHOWING TIME  
WITH CLOCK  
DRAWING CLOCK ON  
THE BLACK BOARD**



**10:10**



**Half  
past 9**



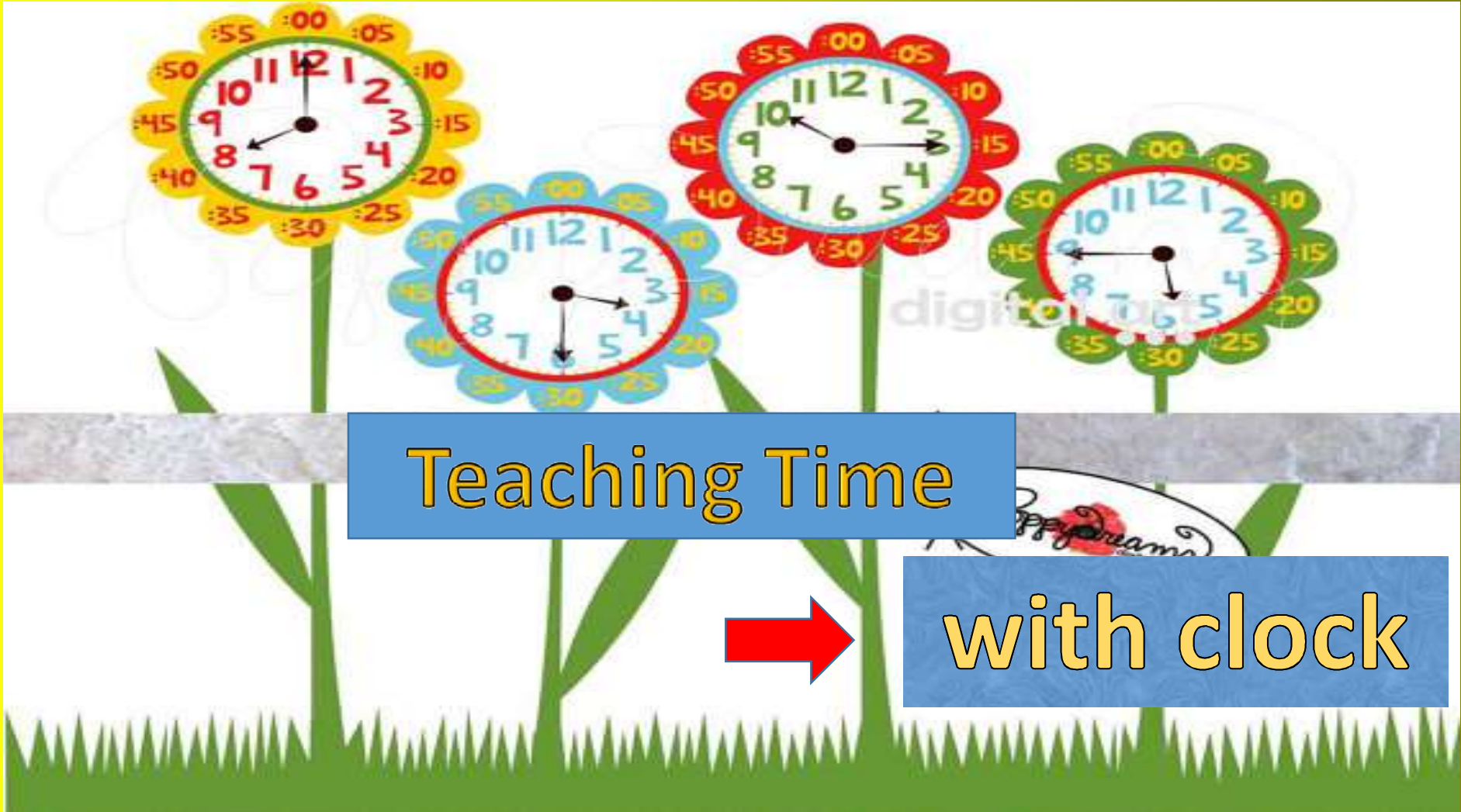
**Quarte  
r past 7**




Change to 12 hours clock time  
Change to 24 hours clock time

• 17:00 hours  
= 17:00 - 12:00  
= 5:00 PM

• 6:30 PM  
= 6:00 + 12:00  
= 18:30 hours



Teaching Time



with clock

# SHOW THE TIME

10:10

HALF PAST 3

QUARTER PAST 7

QUARTER TO 9

5 O'CLOCK

12:15

# Conversion of time

1. 1 hour = 60 minutes

2 hour =  $2 \times 60 = 120$  minutes

3 hour =  $3 \times 60 = 180$  minutes

2. 1 day = 24 hours

2 day =  $2 \times 24 = 48$  hours

3. 1 week = 7 days

2 weeks =  $2 \times 7 = 14$  days

3. 1 month = 30 days

3 month =  $3 \times 30 = 90$  days

4. 1 year = 12 months

4 year =  $4 \times 12 = 48$  months



# Chapter 5

## The Way The World Looks



# Maths

PUNA International School

# Summary

- 1) Introduction of different views
  - Label the view of the object of top , front and side views.
- 2) Example of Different 3D Objects
- 3) Look the map shown in figure and answer the following questions.

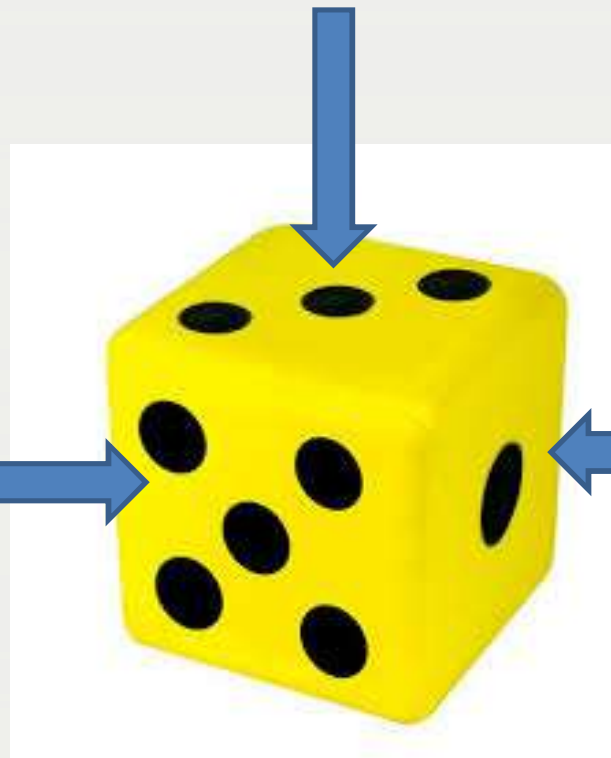


# Introduction of Different views

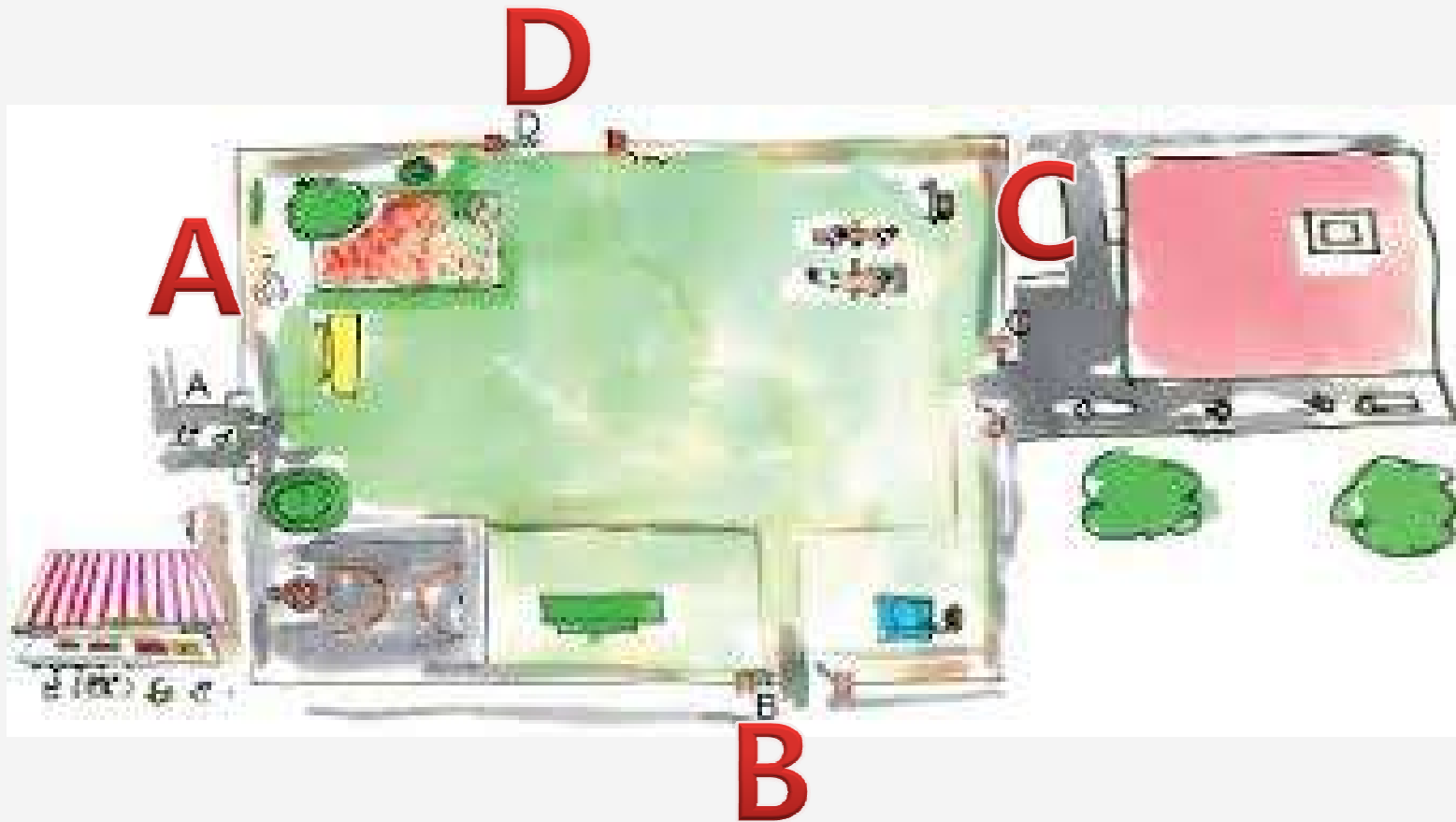
Top view

Front view

Side view



Look at the map shown in figures. Answer the following questions.





1) Mark the gate nearest to the sweet shop.

A/B/C/D

2) Which gate is nearest to Gappu's house?

A/B/C/D

3) If you enter from gate B, the green bench will be to your—

Left / Right / Front

3) When Suhasini entered the park, the flower bed was to her right. Which gate did she enter from?

A/B/C/D

4) Which of these is nearest to you if you enter from gate C?

i) Basketball court

ii) Flower bed

iii) Green bench

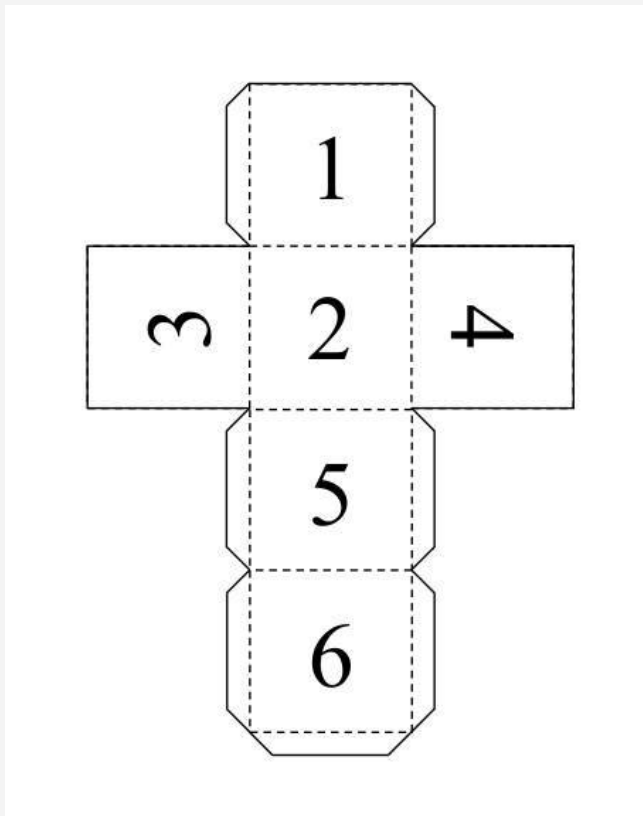
iv) See-saw



# Activity



Draw a Shape like on thick paper cut it out and colour the different faces in different colours.



ENGLISH



# Topic : Adjective

## Kinds Of Adjective

DESCRIBING WORDS -

about a noun

# ADJECTIVES

tell us...

color

shape

how something sounds

how something behaves

how big something is

the size

what it is



Adjective of  
Quality

Adjective Of  
Number

Adjective Of  
Quantity

Demonstrative  
Adjective

Possessive  
Adjective



cheesy

Sugary

Squishy

White

Smells like butter

Salt

sweet

good

Pop

Hot

delicious

crunchy

buttery

Dumpy


Soft

What is an adjective?

yummy

Yellow

An adjective is a word that describes a noun.



# Learning Objective

- Adjective are the describing words
- Describes nouns [Name of person, place, animals, things ]
- Adjective of quality answer the question of what kind
- Adjective of number answer the question how many
- Adjective of quantity answer the question how much
- Demonstrative Adjective – this, that, these and those
- Possessive adjective – My, Our, Your ,His, Her, Its and their

# **CHAPTER : 3 Noun**

## **Sub Topic: Types of Noun**



# KINDS OF NOUNS

## CONCRETE NOUNS

## ABSTRACT NOUNS

### 1. PROPER NOUNS

Ex:  
Rajappa,  
John  
Mangalore  
Delhi  
Dyanora  
TV  
Deepu  
Guru  
Shashikala

2.

### COMMON NOUNS

Ex:  
student,  
teacher,  
river,  
chair,  
road,city

3.

### COLLECTIVE NOUNS

Ex:  
Family,  
army,  
staff,  
crowd,  
flock

### 4. MATERIAL NOUNS

Ex: gold,  
silver,  
clay,  
wood,  
iron,  
wool

Ex:

patience,  
childhood,  
priestship,  
darkness,  
Chemistry

# Types Of Noun

Common  
Noun

Proper Noun

Collective  
Noun

Countable and  
Uncountable  
Noun

Abstract Noun

# TYPES OF NOUNS

Common Noun

Proper Noun

Countable Noun

Uncountable Noun

Collective Noun

Compound Noun



pencil  
General

Riya  
Specific  
Capital Letter

Car  
Singular  
Plural

Numbers

Air  
Liquids  
Ideas

Feelings

Team  
Group  
Bunch

Rainfall  
hyphen words

# NOUNS

Nouns are words that name things such as objects, animals, places and people.

## COMMON

Common nouns are words that name an **object** you can see or touch.



computer



football



book



bicycle

## PROPER

Proper nouns are words that name a **particular** place, person or object.



New York



Kate



Eiffel Tower

REMEMBER: Proper nouns always start with a capital letter.

## COLLECTIVE


Collective nouns are words that name a **group** or **collection** of people, animals, objects or places.



crowd



flock



bunch

## ABSTRACT

Abstract nouns are words that name **emotions**, **thoughts** or **ideas**.



love



peace



anger



justice

# More About Types Of Nouns

- Common Nouns – Name of persons, places, animals and things.
- Proper Noun- Name of particular Person or Place
- Collective Noun – refer to a group of same kind of person,place,animals and things.
- Abstract Noun- Qualities ,feelings, ideas ,or state of a person ,place, animals or things.
- Countable and Un Countable Nouns- Countable that we can count for eg: books, pencils, bench etc.
- Uncountable – Things which we can't count like oil,water,sugar etc.



**पुणे International School**

Shree Swaminarayan Gurukul, Zundal



# **ENVIRONMENTAL STUDIES (EVS)**

Demonstration

Questionnaire

worksheet

Observation

Project

- The chapter contains:
- True journey of Anita from 'School to Bee- keeper.'

## CH- 5. Anita and the honeybees.



# Child's Right To Education





# Formation of Honey






## CH- 6. Omana's journey

• The chapter contains:

- **Journey of Omana from Gandhidham to kerala by train.**



# Information about railway station, reservation chart, platform ticket collector



शुभ यात्रा		HAPPY JOURNEY	
पै एच आर नं. PNR NO.	गाडी नं. TRAIN NO.	दिनांक DATE	कि.मी. K.M.
254-4762949	12392	19-01-2011	1103
वयस्क ADULT	बच्चे CHILD	टिकट नं. TICKET NO.	
1	0	28356439	
श्रेणी CLASS		JOURNEY CUM RESERVATION TICKET	
2-काता नयी दिल्ली राजगिर		PRG#0285 आरक्षण	
NEW DELHI RAJGIR		श्रेणी/वर्ग CLASS	
		198	
कोच COACH	सीट/बर्थ SEAT/BERTH	लिंग SEX	वय AGE
HI	9 LB	M	
RESV. UP TO			
आ.सू. R.FEE	स.सू. S.CH.	मु.अ. S.F.CH.	वा.अ.नं. VOUCH. No.
25	00		
कु. जबरन T.CASH No.			
1352			
Rs. ONE THREE SIX TWO ONLY			
OLD TRND:2392			
SHARDA H EXP IND-NEW DELHI			
SCH DEP 19-01 13:15 ARR 20-01 10:10			
199 47-01-2011 08:13 ITR 8 VIA TKG LKO BSB HBB FMBE-400			
<b>इंदिरा गांधी राष्ट्रीय वृद्धावस्था पेंशन योजना</b> बुजुर्गों का हो आदर सम्मान, पेंशन योजना का यह पैगाम।			
<b>इंदिरा गांधी राष्ट्रीय वृद्धावस्था पेंशन योजना</b> गरीबी रेखा से नीचे बसने वाले बुजुर्गों को भारत सरकार २०० रुपए प्रतिमाह पेंशन प्रदान करती है।			



# Food items to be carried during the journey.



## Indian Food for Train Travel



## Indian snacks to carry while travelling abroad



## CH- 7. From the window

- Description of beautiful scenes during the journey.






## Information about crossings-: Crossing water body (bridges)





# Crossing tracks (level crossing)



## **WEEKLY TEST**

- **Multiple Choice Questions**
- **Fill in the blanks**
- **True and false**
- **Answer in one word**
- **Answer in short (2-3 lines)**



रिमझिम

चौथी कक्षा के लिए हिंदी की पाठ्यपुस्तक

परमोद्दिष्ट

4

रिमझिम

चौथी कक्षा के लिए हिंदी की पाठ्यपुस्तक



कक्षा ४

पाठ-५ :  
दोस्त की  
पौशक

# khanl ka ly kesa4 vacn



कभी ऐसा होता है.कि हमारे पास दूसरो की मुताबिक थोड़े कम ठीक कपड़े होते है. तो हम अपने दोस्तो से मदद ले लेते है, इसी तरह प्रस्तुत पाठ मे नाशरूद्दीन किस तरह से अपने दोस्त की मदद करते हे, और उनका दोस्त किस तरह उनकी मदद से परेशान होता दिखाया हे.

- शब्दार्थ,
- पर्यायवाची शब्द
- विलोम शब्द
- लघु प्रश्नो के उत्तर
- दीर्घ प्रश्नो के उत्तर



## हिंदी

समान अर्थवाले शब्द पर ✓ लगाओ

आकाश - तारे गगन चाँद बादल

स्वतंत्र - राष्ट्र परतंत्र आजादी झंडा


पुष्प - पेड़ नदी बगीचा फूल

दुनिया - जग इमारत तालाब इन्सान

पृथ - पानी जंगल पेड़ पौधा

सूचना - बातें खबर पत्र किताब

प्रसन्न - दुःखी क्रोध खुश नाराज



4

# रिमझिम

चौथी कक्षा के लिए हिंदी की पाठ्यपुस्तक



रिमझिम

चौथी कक्षा के लिए हिंदी की पाठ्यपुस्तक

एन सी ई आर टी

कक्षा ४

पाठ- : ६  
नाव  
बनाओ  
नाव  
बनाओ

#प्रस्तुत काव्य "हरिकृष्णा दास गुप्त" द्वारा रचित है. एक बालक के भावों को व्यक्त करने वाला काव्य है. व्यक्त करने वाला काव्य है. किस तरह से एक बालक रिमझिम मौसम में अपनी छोटी-छोटी आशाओं के रंगबेरंगी नाव बादलों के आने से किस तरह हर्ष-उल्लास से बनाते हैं और पानी में चढ़ाते-उतारते हैं.



## विलोम शब्द

शब्द विलोम शब्द शब्द विलोम शब्द

अंधकार × प्रकाश

उदय × अस्त

सुख × दुख

सावधान × असावधान

फुरती × आलस

बहादुर × डरपोक

स्वतंत्रता × परतंत्रता

आदर × अनादर

जान × अनजान

रुचि × अरुचि

ज्ञान × अज्ञान

साहसी × कायर, डरपोक

दायाँ × बायाँ

लाभदायक × हानिकारक

मालिक × मजदूर

पालतू × जंगली

सुगंध × दुर्गंध

मौखिक × लिखित






kaVy ka j ox keSa4 gan  
bCco ka moSm ka mj a



नाव बनाओ  
धूल लवाओ



# Class – 4 Computer

July 2019-20 Lesson Plan  
Chapter 4 ,  
Computer Lab Practice



# Chapter – 4

## Formatting in MS Word 2010

- Changing the font, size and colour of text
- Applying text effects
- Highlights text
- Making text bold , italic or underlined



# Computer Lab Practice

- ❖ MS word is a powerful word processor at enable to create, Edit, save and print here your documents.
- ❖ Editing means to making changes in documents.
- ❖ To perform any actions like copying ,moving, deleting or formatting the text we need to select the text
- ❖ Selecting text, paragraph or entire documents with short keys method and using mouse I beam to selecting text .
- ❖ Short keys CTRL + C , CTRL+V , CTRL+ X or right click option with mouse arrow .
- ❖ UNDO and REDO also short key of CTRL+Z and CTRL+ Y



Thank you

