



## Chap 1

### What is Long and what is Round

#### ❖ Summary

- I. Identify long and round object
- II. What rolls what slides
- III. Identify which object can roll and which can slides
- IV. Things can form a tower

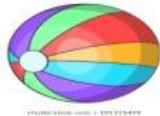
#### ➤ Ex.1 Draw a long and a round object.



#### ➤ Ex. 2 What rolls and What slides.




Round shape  
Example-



objects can rolls  
Ball Apple



#### ❖ Flat shape objects can slides.



Example – Book

Ruler



➤ **Ex.3** Draw the objects that can rolls and slides both.



Example – Water bottle

Pencil



➤ **Activity**

❖ Colour the Smily for correct option.

ROLL 	SLIDE 	Stack 