



पुर्ना International School

Shree Swaminarayan Gurukul, Zundal

Class - VII

Super Computer

Exercise Corner

Specimen Copy

Year- 2020-21

CH-8 Introduction to Photoshop

❖ Focus of the chapter

1. Starting Photoshop
2. Creating a new file
3. Tools in Photoshop
4. Saving and closing a file
5. Opening an existing file

❖ Keywords

- **Resolution** – Sharpness of an image measured in pixels per inch(ppi)
- **Marquee** – a dotted border drawn around an image or object
- **Opacity** – Transparency of the brush color
- **Workspace** – blank area in the middle of the Photoshop window

❖ Checkpoint

Fill in the blanks.

1. Photoshop is a type of image-editing software.
2. To start Adobe Photoshop, click on start button, click on All Programs and click on Adobe Photoshop from the pop-up menu.
3. A small triangle at the bottom-right corner of a tool indicates hidden tools.
4. To create a new file, click on File and from the drop-down menu, click on New

Write T for True or F for False.

1. The Rectangle Tool is used to draw only a rectangle. **F**
2. In the Fill Color drop-down menu, the default option selected is solid color. **T**
3. The Stroke option is used to select the color to be filled in a rectangle. **F**
4. A small percentage in Opacity indicates opaqueness. **F**

5. The Paint Bucket Tool is a hidden tool under the Pattern tab. **F**
6. The Gradient option helps to combine two or more color or shades together. **T**

Match the columns.

1	CTRL + S	a.	A hidden tool under the brush tool
2	CTRL + O	b.	Saves the file
3	Rectangular Marquee Tool	c.	Selects by drawing a freehand border
4	Lasso Tool	d.	Opens a file
5	Color Replacement Tool	e.	Selects a rectangular portion of an image







Ans. 1 – b 2 – d 3 – e 4 – c 5 – a

❖ **Exercise Corner**

A. Tick (✓) the correct answers.

1. Which of these tabs belong to the Fill option?
 - A. All of these
2. Which of the these options is used to fill in two or more colors or shades combined together?
 - A. Gradient
3. Which of these tools is used to fill a pattern or a design in a rectangle?
 - A. Pattern
4. Under which of these tools is the Paint Bucket Tool hidden?
 - A. Gradient Tool

B. Match the following Photoshop tool icons with their names.

1		a.	Eraser Tool
2		b.	Horizontal Type Tool
3		c.	Crop Tool
4		d.	Rectangle Tool
5		e.	Paint Bucket Tool
6		f.	Brush Tool

Ans. 1- d 2- c 3- b 4- a 5- f 6- e

D. Number the steps in correct order to open an existing file in Photoshop.

2 click on open to open the open dialog box.

1 click on File.

4 Click on open button.

3 select the file

