



PERIODIC ASSIGNMENT -1 2022-23

Grade – Nursery

Subject- EVS

Syllabus – FROM TEXTBOOK

1. My self.

All About Me!

My name is _____

My age is _____


I am a _____

A picture of me!

My eye color is _____

Girl Boy

Q.2 Match the body parts.



Q.3. Trace the shapes.



Q. 4. Match the sense organs with the correct objects



Q. 5 Match the words with correct pictures

Kitchen ● ●

Bathroom ● ●

Living room ● ●

Garage ● ●

Bedroom ● ●








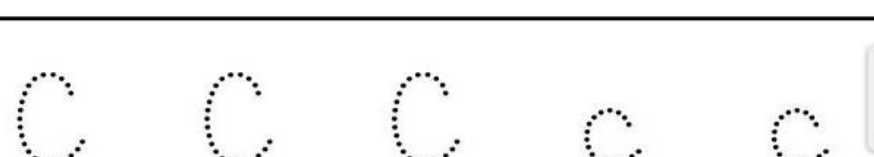

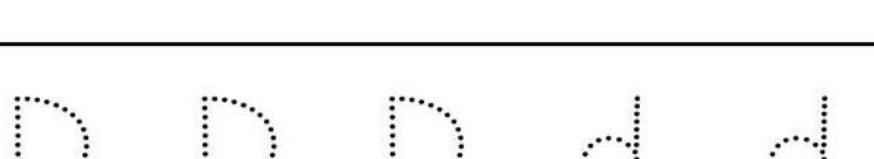

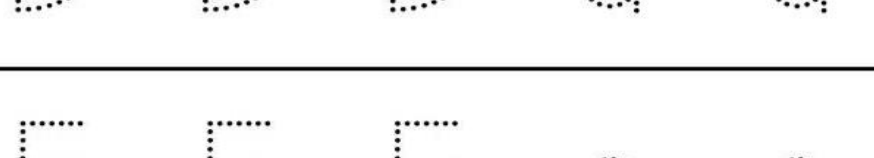
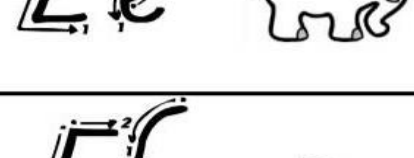



Q. 6 Match the same objects.



Q. 6 Match the same family members



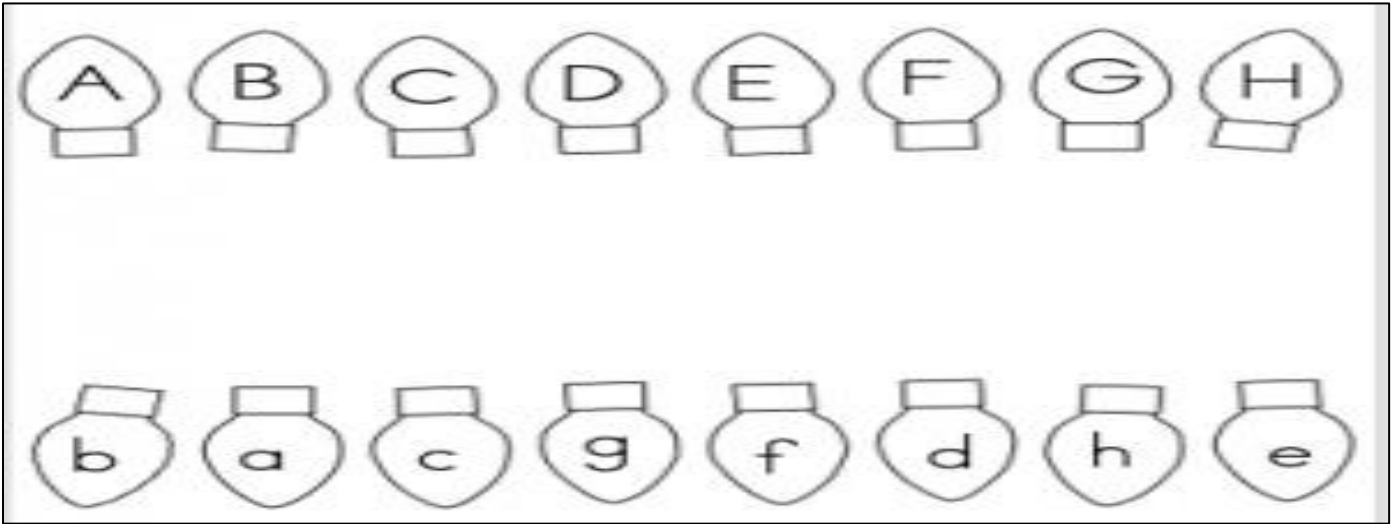
Trace the Alphabet.

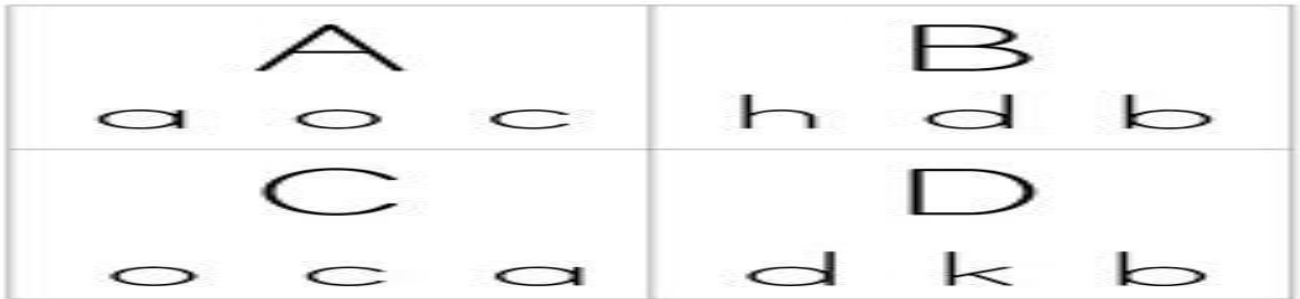
2. Match the Alphabets to related picture.

A	
B	
C	
D	
E	
F	

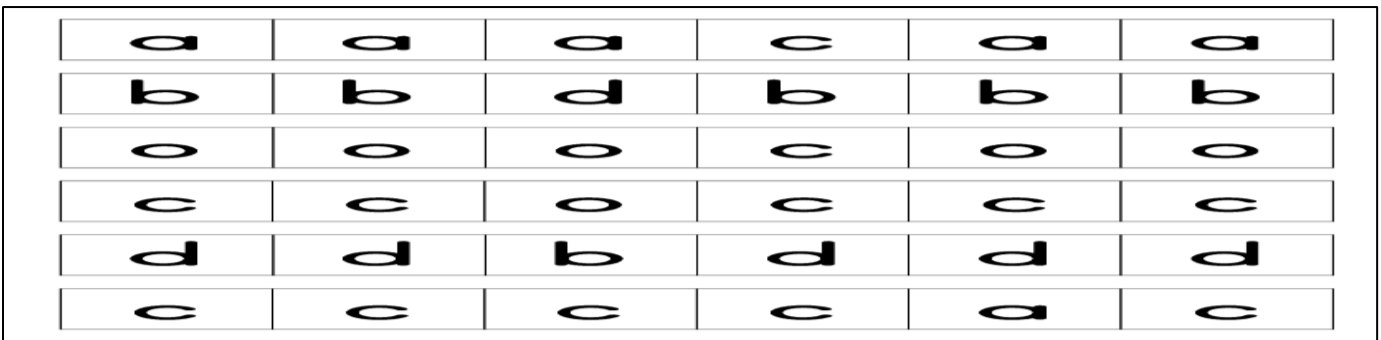
3. Match the uppercase to lowercase Alphabet.



4. Circle the lowercase Alphabet.




5. Cross the odd one Alphabets.








The image part with relationship ID 1524 was not found in the file.

Join the Alphabets and complete the Elephant.



1. Trace the Number 1 to 5.

	1	1	1	1	1
	2	2	2	2	2
	3	3	3	3	3
	4	4	4	4	4
	5	5	5	5	5

2. Circle the Numbers that match the first Number in each Row.

1	<input checked="" type="checkbox"/> 1	<input checked="" type="checkbox"/> 1	3	4
2	3	<input checked="" type="checkbox"/> 2	3	<input checked="" type="checkbox"/> 2
3	6	<input checked="" type="checkbox"/> 3	<input checked="" type="checkbox"/> 3	<input checked="" type="checkbox"/> 3
4	<input checked="" type="checkbox"/> 4	7	<input checked="" type="checkbox"/> 4	7
5	<input checked="" type="checkbox"/> 5	<input checked="" type="checkbox"/> 5	3	<input checked="" type="checkbox"/> 5

3. Tick the picture as per the instruction.

Tall or Short

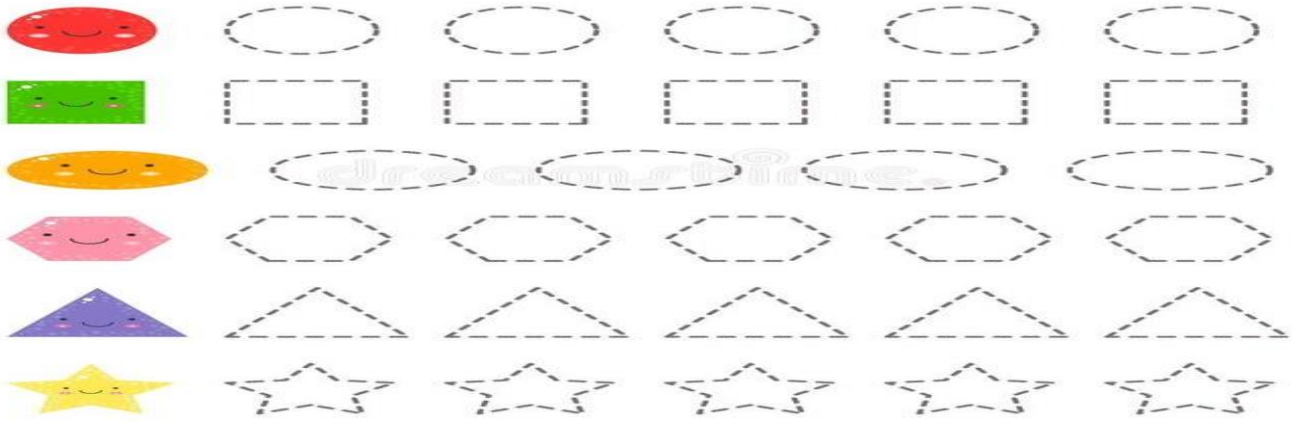
Which one is taller?

Which one is shorter?



4. Fun with Trace the shapes. & colour it.



5. Circle the box which has less objects.



6. Circle the small objects.



Join the dots and colour the picture.



NURSERY-JOLLY PHONICS VIDEO LINKS

Lette r	Jolly Phonics Song	Jolly Phonics Story
A-Z	https://youtu.be/2Xy2e78qXNg	
A	https://youtu.be/RSj3XeJXfnc	https://youtu.be/4Qz4fackbQE
B	https://youtu.be/oIKTaqbfo9Y	https://youtu.be/Ndd0OwM2o0I
C	https://youtu.be/-ZxaDdJpxns	https://youtu.be/LmYkr25883M
D	https://youtu.be/9_t8oCrN5pw	https://youtu.be/T-dM5PEr5m8
E	https://youtu.be/4TmOJh3W90w	https://youtu.be/uIZqTcumx20
F	https://youtu.be/OsI0edkRTVc	https://youtu.be/5jZi3Xu3XPs
G	https://youtu.be/emyQd9MH37U	https://youtu.be/_5iEl-d8PXg
H	https://youtu.be/1RxDHF-ascU	https://youtu.be/izwYPte1c_c
I	https://youtu.be/QL7w-PAQUb8	https://youtu.be/s_g60PmTcOw
J	https://youtu.be/wkvSJS_sBQY	https://youtu.be/a_-23o9TUvw

Bingo, keep it up, All the best, Thank you , All well , God bless you , Stay blessed

