



पुर्णा International School

Shree Swaminarayan Gurukul, Zundal

Class - VIII

Super Computer

Exercise Corner

Specimen Copy

Year- 2020-21

Index

Sr. No	Name of the Chapter	Month	Page No.
1	Ch-1 Computer Networks	April/May	3
2	Ch-2 Introduction To Ms Access 2010	June	5
3	CH-3 Working With Tables In MS ACCESS 2010	July	7
4	Ch-4 Ms Access: Queries, Forms And Reports	July	11
5	CH-5 Working With Lists, Images And Tables In HTML	August	13
6	CH-6 Links and Frames in HTML	September	16
7	CH-7 More on Photoshop	September/October	18
8	CH-8 Making a movie	November	22
9	CH-9 Computer Ethics and Cybercrime	November/December	24
10	CH-10 Introduction to C++	December	26

CH-6 Links and Frames in HTML

❖ Focus of the chapter

1. Creating links
2. Anchor tag
3. Specifying colors for links
4. Using an image as a hyperlink
5. Frames
6. Attributes of the frameset and frame tags

❖ Keywords

- **Link** –an HTML element that allows users to navigate from one page to another.
- **Hyperlink** – a tag which when clicked, takes the user to another web page
- **Frameset** – a collection of many frames

❖ Checkpoint

Write T for True or F for False.

1. Hyperlinks are used to link various web pages of a website. – T
2. The Anchor tag is an empty tag. – F
3. The Alink attribute is used to set the color for the visited links in a web page. – F
4. The imgsrc attribute is used to specify the location of an image file that is used as a hyperlink. - T

❖ Exercise Corner

A. Tick(✓) the correct answers.

1. Which attribute is used with the Anchor tag for specifying links?

A. href

2. Which of the following is not a type of link?

A. static

3. Which of the following is the default color for the link attribute?

A. blue

4. Which tag is used to define frames on a web page?

A. frameset

5. Which attribute of the frameset tag is used to specify the thickness of the border?

A. border

B. Name the following.

1. External web pages can be linked using this attribute of the Anchor tag. – href attribute

2. This attribute of the frameset tag sets the color of a frame. – Bordercolor

3. This attribute of the frame tag specifies the path of the file that should be displayed in the frame.-src

4. This tag is used along with the Anchor tag for using an image as a hyperlink.-

5. This attribute sets the color of the link when the mouse pointer is on it. – Alink

CH-7 More on Photoshop

❖ **Focus of the chapter**

1. Retouching Tools
2. Working with Text
3. Layers
4. Working with Layers
5. Filters

❖ **Keywords**

➤ **Layer** –a transparent sheet where you can edit objects without affecting objects on another layer.

➤ **Filter** – an effect that can be applied to an image

❖ **Checkpoint**

A. **Tick(✓) the correct answers.**

1. Which tool is used to remove spots or scratches from an image?

A. Spot Healing

2. Which tool is used to create new patterns?

A. Clone Stamp

3. Which tool is used to duplicate the parts of an image?

A. Clone Stamp

❖ **Exercise Corner**

A. **Tick(✓) the correct answers.**

1. Which tool will you use to remove an unwanted object from an image?

A. Patch

2. Which option allows you to display text in different shapes?

A. Warp text

3. Which of the following will you use to add text or effect on a transparent sheet and place it over an image?

A. Layers

4. In which panel can you change the order of the layers?

A. layers

5. Which of the following is used to change the appearance of an image?

A. Filter

B. Correct the statements.

1. The ~~Spot Healing Brush~~ Tool is used to remove the unwanted elements from an image.

A. Patch

2. Press CTRL + E to deselect a selected area.

A. D

3. To select a sample, press and hold the ~~SHIFT~~ key.

A. ALT

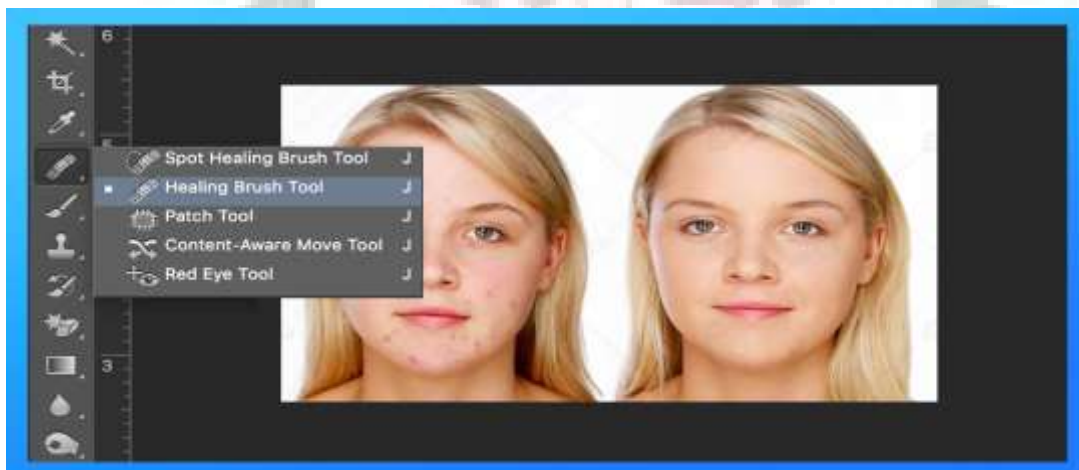
4. The ~~Type~~ tool is used to twist, stretch or distort text.

A. Warp text Tool

5. You can move filters up and down.

A. Layers

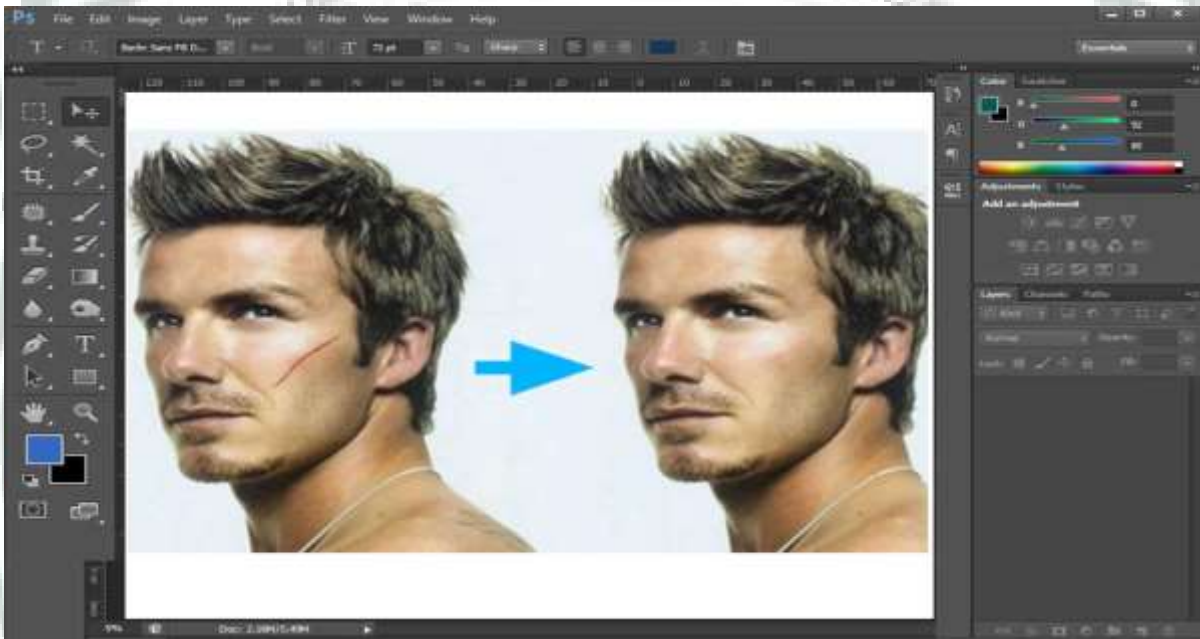
C. Name the tools that have been used to modify the images.



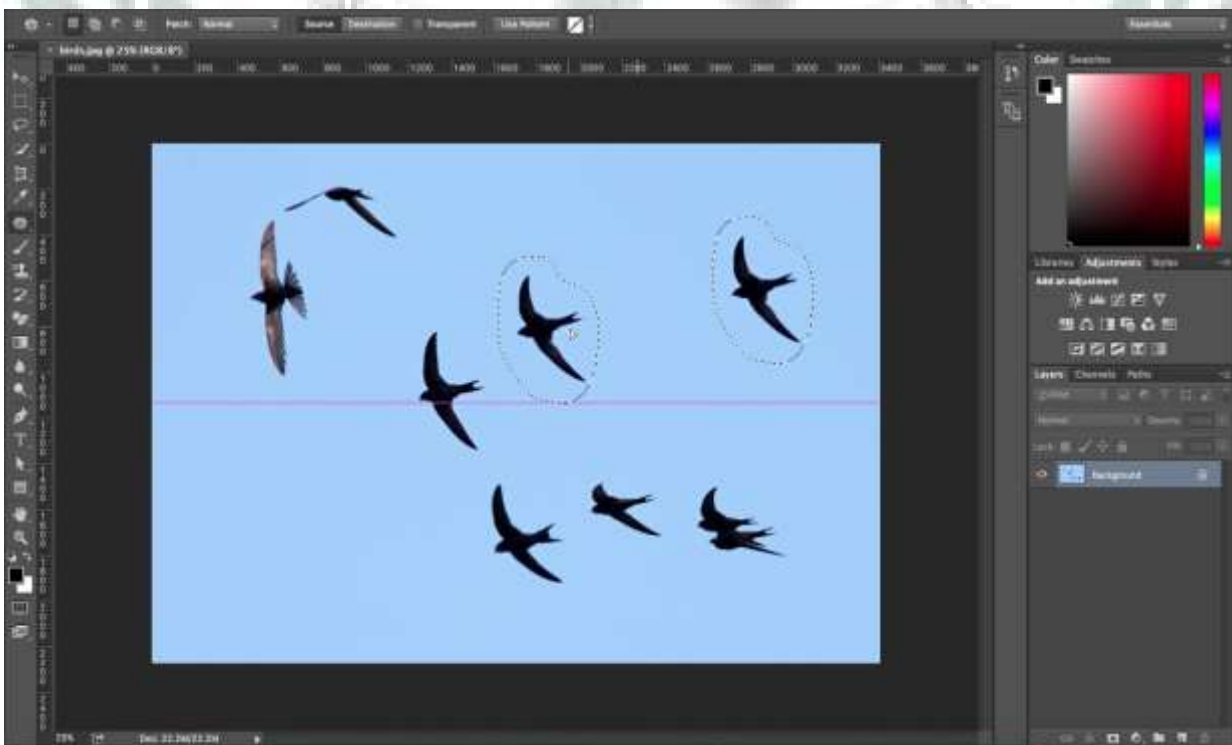
1.



A. Spot Healing Brush Tool



2.



A. Patch Tool

