



पुर्णा International School

Shree Swaminarayan Gurukul, Zundal

Class-III

EVS

Specimen Copy

Year:- 2020-2021

Chapter-6 Foods We Eat



New words

- 1- Member
- 2- Hungry
- 3- Different
- 4- Coconut
- 5- Upstairs
- 6- Soak
- 7- Bhutta
- 8- Previous
- 9- Feed
- 10- Langar





Word meaning-

- 1- Langar - The food served, given to all regardless of caste or religion as a gesture of equality.
- 2- Millet- the type of plant the produce very small seeds which are eaten in different ways



Answer in one words-

Q1- What does Dadi like to have in her dal?

Ans- Dadi likes to have sugar in her dal.

Q2 – Write the reason why Vipul’s Dadi is not able to climb stairs quickly.

Ans- Due to her old age.

Q3- Where does Juni live?

Ans- Juhi lives in Kashmir.

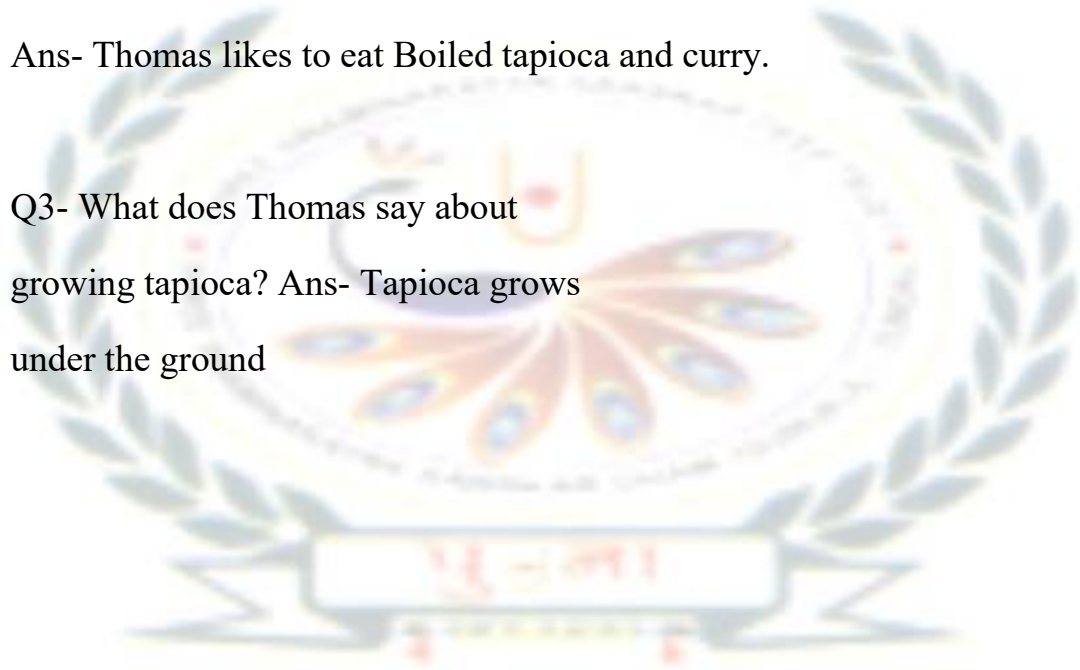


Answer in sentences-

Q1- Who else in Li chen's family loves to eat snakes? Ans- Li chen and her mother love to eat snakes.

Q2-What two things does Thomas like to eat?
Ans- Thomas likes to eat Boiled tapioca and curry.

Q3- What does Thomas say about growing tapioca? Ans- Tapioca grows under the ground



1. Did all the children in the class eat the same food items yesterday? Why?

 **Ans.** No, because different children come from different families. They can be even from different regions of India.

2. You must have noticed that in the picture (NCERT Textbook page 36) there is one child in whose house no food was cooked. What could be the reason?

Ans. There could be many reasons like:

The child's family is too poor to afford two square meals in a day.

Child's mother could be sick and hence could not cook meal.

3. Has it ever happened to you that on some day you were very hungry but there was nothing to eat? If yes, why?

Ans. Yes, one day the water supply was disturbed and so my mother was unable to cook anything. After that, we ordered a restaurant for food. The food was delivered to our home.

4. How do you know that you are hungry?

Ans. When we are hungry we get a feeling that the stomach is empty.

5. How do you feel when you are hungry?

Ans. We get strange sensation in stomach which gives the signal that we are hungry. When we are hungry we feel like eating something.

1.What are utensils made of?

Ans. Steel, Iron, Copper, Glass, Bronze and Earth (earthen pots) etc.

2.Ask some elderly people what kinds of utensils were used earlier. What were they made of?




Ans. In earlier times utensils were bigger in size than they are today. There were beautiful carvings on them. They were made of bronze, brass and copper.

3.We do not cook all the things we eat. Find out which things we eat raw and which ones we cook before eating. Which are the things we eat both cooked and raw? Fill in the table given below.

<i>Things that are eaten raw</i>	<i>Things that are eaten cooked</i>	<i>Things that are eaten both raw and cooked</i>
_____	_____	_____
_____	_____	_____
_____	_____	_____

Ans.

<i>Things that are eaten raw</i>	<i>Things that are eaten cooked</i>	<i>Things that are eaten both raw and cooked</i>
Tomato	Dal	Carrot
Carrot	Rice	Tomato
Radish	Chapatti	Black gram
Cabbage	Brinjal	Cabbage

		What can they eat	What can they not eat
	Child	Milk	Chapati
	Young	Mashed fruits	Sugarcane
	Old	Juice	Sugarcane
		Khichdi	Bhutta

12. Put O on the things that you eat often:

Rice	Wheat	Barley	Oats
Maize	millet	kappa (tapioca)	ragi

Ans.

(Rice), (wheat), barley, oats, maize, millet, kappa (tapioca), ragi.

13. Find out where each of these things is eaten more. Rice, Wheat, Maize, Millets

Ans. •Rice is eaten more in Bihar, West Bengal, Orissa, Assam, Tamil Nadu, Kerala, Andhra Pradesh, etc.

- Wheat is eaten more in Punjab, Haryana, Madhya Pradesh
- Maize is eaten more in Uttar Pradesh, Punjab, Rajasthan
- Millet is eaten more in Rajasthan.

14. We not only eat different things but also use the same things to prepare a variety of food items. Find out and write what all can be prepared from rice and wheat.

Ans. Things prepared from wheat: Chapatti, halwa, cake, slice bread, poori, pua, etc. Things prepared from rice: Pulao, dosa, idli, uttapam, kheer, etc.

Activity-

Draw your favourite dish and fill colours





पुर्ना International School

Shree Swaminarayan Gurukul, Zundal

Class-III

EVS

Specimen Copy

Year:- 2020-2021

Chapter- 7

Saying Without Speaking

* New words

1-Children

2- Movement

3-Language

4- Express

5- Action

6- Hear

7- Learn

8-Dumb charades

9- Understand

10-Excited

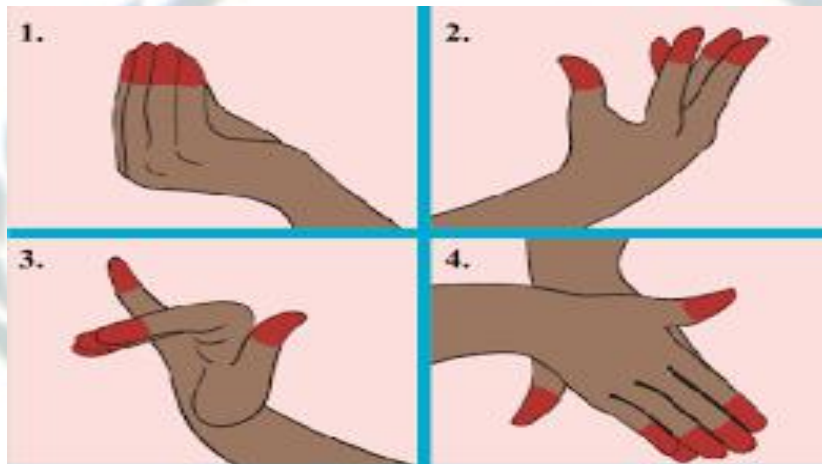


*** Word meaning-**

1- Deaf –lacking the power of hearing.

2- lip-read- to understand speech by observing the speaker’s lip movements

3- Mudra- a symbolic hand gesture used in Indian classical dance





Answer in one words-

Q1- In the poem, 'I have a sister, My sister cannot hear,' what does the sister like to do?

Ans- Her sister likes to play the piano.

Q2- In the poem, how does her mother help her sister at home?

Ans- To speak and lip- read at home.

*** Answer in sentence.**

Q1- In the poem, what words spoken by the deaf sister are not understood by others?

Ans- Words are not understood by others like sister or water or thumb.

Q2- In the poem, why did her sister make her take off the sunglasses when she spoke?

Ans- Because she could not able to saw the expression of her sister's eyes.

Q3- Why are we all special in our own ways?

Ans- Because everyone have a different type od quality and abilities.



This is Aftaab. His favourite toy has fallen down and broken. He is sad. How will his face look?



This is Julie. Her little sister was born just yesterday. She is very excited. How will her face look?



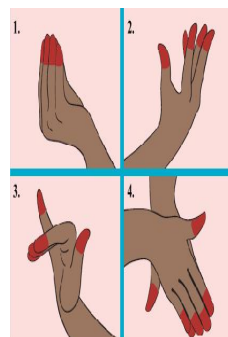
This is Yamini's mother. Today, while Yamini was taking out the bottle of pickle from the kitchen it fell from her hand and broke. Draw the look on her mother's face.



This is Rehana. She is afraid of dogs. While playing, suddenly a dog came in front of her. How will Rehana's face look?



1. Mukula mudra – It means bud. It can also denote a lily flower, eating or navel.
2. Padmakosha mudra – It denotes a circular movement, fruit like bel, ball, cooking pot, lotus, egg, mango or scattering of flowers.
3. Mrigashirsha mudra – It denotes the head of a deer, Lord Krishna, wheel, costume or dress.
4. Matsya mudra – It denotes a fish or the Matsya avatar of Lord Vishnu.





Activity-

Draw the picture of emoji with expression





पुर्णा International School

Shree Swaminarayan Gurukul, Zundal

Class-III

EVS

Specimen Copy

Year:- 2020-2021

Chapter-8

Flying High



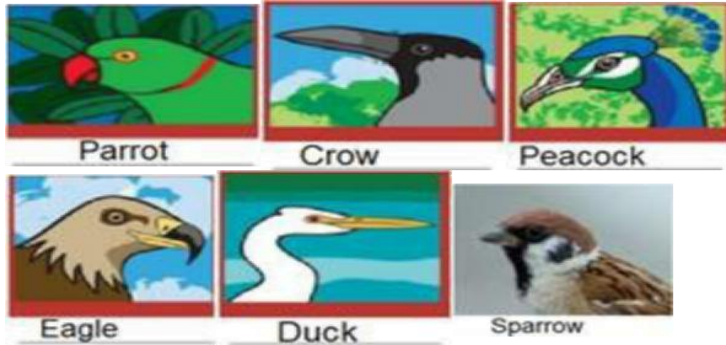
New words

- 1- Feather
- 2- Beak
- 3- Curved
- 4- Source
- 5- Beautiful
- 6- Warm
- 7- Popular
- 8- Grooved
- 9- Tail
- 10- Sound





1. Have you ever noticed that different birds have different types of beaks? Given here are pictures of beaks of birds. Look at them carefully. Identify the birds and write their names.



1. There are some birds which can imitate our voice. Do you know the name of any such bird? Draw its picture in your notebook, colour it and write its name.

Ans. Parrots can imitate our voice.

2. What would happen if birds could not fly but only walk on their feet?

Ans. If birds could not fly, they would not be able to save themselves from other animals. It would then become easy to catch the birds.



3. Other than birds, which are the other animals that can fly?

Ans. Butterfly, Honeybee and Housefly.

 **Word meaning-**

- 1- **Crest-** a group of feather that stand up on top of a bird's head
- 2- **Grooved-** a long, narrow cut in the surface of something
- 3- **Jerk-** to move or to make something move with a sudden, short, sharp movement.


 **Answer in one words-**

Q1- What is the main source of food for the eagle?

Ans- Mice.

Q2- Where do pigeons usually make their nests?

Ans- Pigeons make its home in people's home.

 **Answer in sentence**

Q1-Why could the owl in the jungle not sleep during the day?

Ans- The Owl could not sleep during the day because of noise in the jungle.

Q2- How are different type of beaks useful for birds?


Ans- Beaks of birds useful for prey, fighting, holding and feeding youngone.

Q3- For what other tasks are feathers useful for birds besides flying?

Ans- To protect from, wind, moisture and sun.

*** Activity**

Draw the picture of your favourite birds





पुर्णा International School

Shree Swaminarayan Gurukul, Zundal

Class-III

EVS

Specimen Copy

Year:- 2020-2021


Chapter- 9

It's Raining



New words

- 1- Elephant
- 2- Water
- 3- Banana
- 4- Dried
- 5- Decide
- 6- Drooping
- 7- Trunk
- 8- Pluck
- 9- Drink
- 10- Cloud

 **It's Raining** 9

Appu ate bananas
Appu likes bananas very much. He plucks and eats bananas from the trees every day.

One day, he saw that the banana trees were drooping. It had not rained for a long time.

I must get water in my trunk – said Appu.
He started walking towards the river.
Appu drank water till he was happy. He bathed his body with his trunk.

Then he carried water in his trunk and poured it on the banana trees.
As soon as the banana trees got water they came alive.
Appu said – From now on I will get water for you everyday. After all, you also give me ripe and tasty bananas.

59



1. How did Appu know that the banana trees needed water?

Ans. Banana trees were drooping. This made Appu know that banana trees needed water.

2. From where do the plants growing around your house get water?

Ans. The plants growing around my house get water from rain.

3. Appu drank water from the river till he was happy. Have you seen animals drinking water?

Ans. Yes, I have seen animals drinking water in the following places.

(1) Pond, (2) Waterfall, (3) Drain.

4. Have you ever given water to any animal? If yes, which animal?

Ans. Yes, I gave water to a cow and a dog.

1. Some animals are not given water by anyone. From where do they drink water?

Ans. They can drink water from drains, ponds, rivers etc.

2. The poet saw many things in the clouds. Have you ever seen anything in the clouds? What?

(a) What all do the clouds do?

Ans. Clouds take shapes of many animals like dog, cow, elephant etc. and run here and there in the sky.

(b) Have you ever seen a rainbow? When can you see a rainbow?

Ans. Yes, we can see the rainbow after the rain.

(c) How do you feel when it rains?

Ans. We feel happy when it rains.

(d) Apart from clouds, what do you see when it rains?

Ans. We can see lightning and rainbow when it rains.

(e) What happens when it rains?

Ans. When it rains:

(i) Surroundings becomes green

(ii) Peacock start dancing

(iii) Everyone becomes happy.



Word meaning-

- 1- **Droop**- to curve or bend downwards, often caused by being weak
- 2- **Fawn**- a young deer
- 3- **Hail** – when it hails, small balls of ice fall like rain from the sky
- 4- **Chime**- melodious ringing sound of a bell or a clock



Answer in one word-

Q1- Why did Appu pour water on the banana trees?

Ans- Because banana trees were drooping.

Q2- What happened to the banana trees when they got water?

Ans- They came alive.

*** Answer in sentences.**

Q1- What promise did Appu make to the banana trees?

Ans- Appu will get water for banana trees every day.

Q2- From where do plants mostly get water?

Ans-Mostly plants get water from rain.

Q3-Why is a rainbow wonderful?

Ans- Because rainbow has seven colours.



***Activity: Draw the picture of cloud.**





पुर्णा International School
Shree Swaminarayan Gurukul, Zundal

Class-III

EVS

Specimen Copy

Year:- 2020-2021

Chapter-10 What is cooking



New word

1- Utensils

2- Flour

3- Dough

4- Steam

5- Raw

6- Produce

7- Container

8- Oil

9- Baking

10- Boiling



1. What are utensils made of?

Ans. Steel, Iron, Copper, Glass, Bronze, Earth (Earthen pots)

2. Ask some elderly people what kind of utensils were used earlier. What were they made of?

Ans. In earlier times utensils were made up of copper and bronze. The utensils were very large in size.

3. Go to the kitchen and observe something being cooked. What all was done to cook it? Write the sequence. Don't forget to write the name of the item being cooked. Look at the notebook of your classmates and discuss in group.

Ans. Name of the item: Tea (Two cups)

1. Boil half cup water in a bowl.
2. Add two spoons sugar.
3. Add one spoon tea leaves.
4. Add half cup milk on boiling.
5. Turn the gas off on boiling.
6. Put the tea in cups with the help of sieve.

1. We do not cook all the things we eat. Find out which things we eat raw and which ones we cook before eating. Which are the things we eat both cooked and raw? Fill in the table.

Ans.




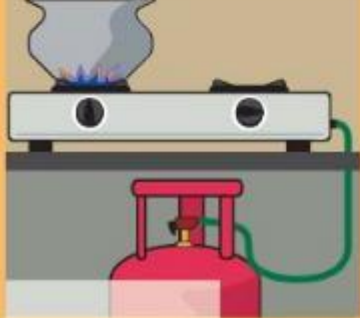



Things that are Eaten raw	Things that are Eaten cooked	Things that are eaten both raw and cooked
Tomato	Dal	Carrot
Carrot	Rice	Tomato
Radish	Chappati	Black gram
Cabbage	Potato	Radish
Onion	Brinjal	Cabbage

Methods of cooking	Name of things	
Roasting	Sweet potato	Corn
Boiling	Potato	Rice
Frying	Poori	Kachaudi
Baking	Chappati	Dosa
Steaming	Idli	Dhokla



Word meaning-

- 1- Utensil- a tool or container used to cook food.
- 2- Elderly- another word used for the old people.
- 3- Wrap- to cover something completely in some material.

	Kerosene Oil	
	Coal	
	Electricity	
	Gas	
	Wood	
	Sunlight	
	Cowdung cakes	



Answer in one word-

Q1- Which famous South Indian dish is cooked by steaming?

Ans- Idli.

Q2- Name an electrical appliance used in the kitchen.

Ans- Oven.

Q3- Name three dishes which can be cooked by boiling.

Ans-Rice, Milk, Dal.

Q4- Which gives more smoke from the flame, a gas stove or a coal chulha?

Ans- Coal chulha.

Q5- Why do many utensils have wooden handles?

Ans- Wooden is insulator due to being bad conductor of heat and electricity.

*** Activity**

Draw the picture of gas stove and fill the colour.





पुर्णा International School

Shree Swaminarayan Gurukul, Zundal

Class-III

EVS

Specimen Copy

Year:- 2020-2021

Chapter- 11

From Here to there

Activity based



New words-

- 1-Sound
- 2- Vacation
- 3- Village
- 4- Travelled
- 5- Wheel
- 6- Transport
- 7- Carry
- 8- Picnic
- 9- Fire
- 10- Reason
- 11- Meadows
- 12- Spy

From Here to There 11

The Train

Come on children, let's play a game
Climb aboard the chugging train!
Blow your whistles and take your seats
Onto shoulders, if you please!
Forward, backward, backward forward,
But in a line, don't run outward!
Stay in line, and shut your eyes
With open eyes, you'll nothing see

00:08

***Activity**

Draw the picture of train and fill the colour.

