



Chap 5

Patterns

➤ **Summary**

- I. Patterns in shape
- II. Complete the given patterns
- III. Find the next term

➤ **Ex.1 Draw shapes and complete the patterns.**

a. □ _ △ _ □ △ △ □

b. △ □ □ _ _ □ □ △

c. □ □ _ _ □ □ ○ □

d. ☆ ☆ △ ☆ _ ☆ _ ☆

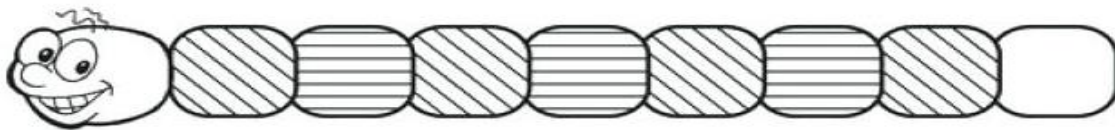
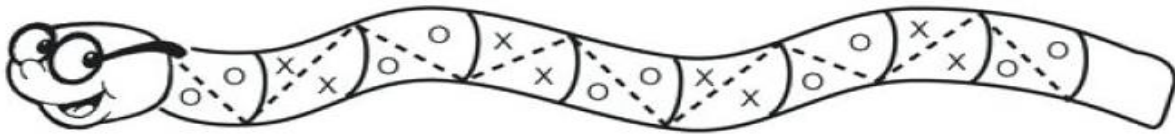
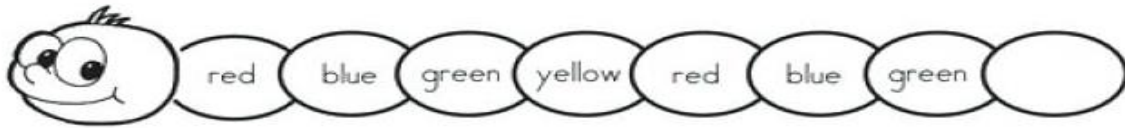
e. ○ □ _ ○ _ □ □ ○

f. □ □ _ □ _ □ △ □

g. △ △ _ △ _ △ □ △

h. □ □ □ □ _ □ _

➤ **Ex. 2 complete the given patterns.**



➤ **Ex. 3 Find out the next term.**

a. AB , CD , EF , GH , IJ , KL , MN , OP .

b. 19 , 29 , 39 , 49 , 59 , 69 , 79 , 89 .

c. 15 , 20 , 25 , 30 , 40 , 50 , 60 , 70 .

d. 18 , 21 , 24 , 27 , 30 , 33 , 36 , 39 .

e. 85 , 75 , 65 , 55 , 45 , 35 , 25 , 15 .

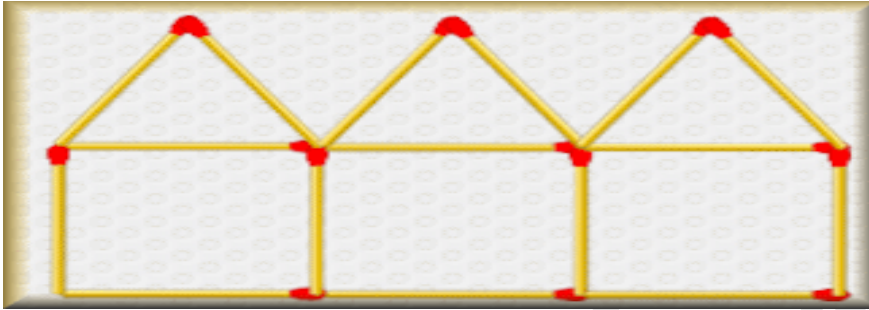
f. 20 , 19 , 18 , 17 , 16 , 15 , 14 , 13 .

g. 4 , 8 , 12 , 16 , 20 , 24 , 28 , 32 .

h. a1 , b2 , c3 , d4 , e5 , f6 , g7 , h8

✚ Activity (Project work)

- ❖ Collect any type of material and arrange them in a beautiful pattern.





Chap 6

Foot prints


➤ **Summary**

✚ **Shapes**

a. **Plane or 2 dimensional shapes**

b. **Solid or 3 dimensional shapes**


➤ **EX. 1 Basic shapes**



a. **Name** - Circle

Sides - It has 1 curved sides

Corners - It has no corners



b. **Name** - Square

Sides - It has 4 sides

Corners - It has 4 corners

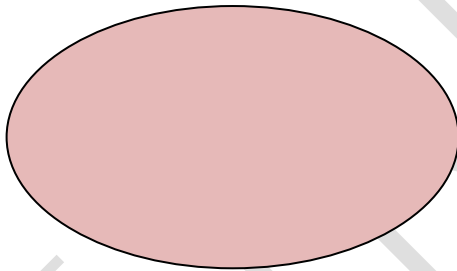
c.



Name - Rectangle

Sides - It has 4 sides

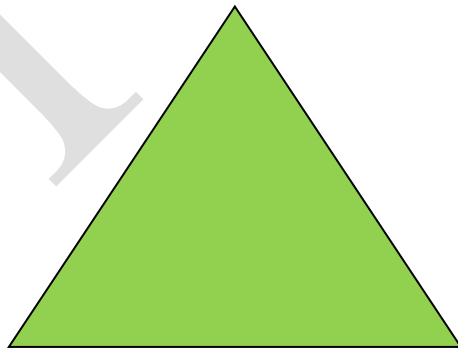
Corners - It has 4 corners



d. **Name** - Oval

Sides - It has 1 curved sides

Corners - It has no corners



E **Name** - Triangle

Sides - It has 3 sides

Corners - It has 3 corners

➤ **Ex.2 Solid**

or 3 dimensional shapes.



a.

Name - Sphere

Faces - 1 curved

Vertices - 0

Edges - 0

Example - Ball , Globe , Sun

b.



Name - Cube

Faces - 6

Vertices - 8

Edges - 12

Example - Dice , Sugar cube

c.



Name - Cuboid


Faces - 6

Vertices - 8

Edges - 12

Example - Duster , match box , book

d.




Name - Cylinder

Faces - 3 (1 curved , 2 flate and round)

Vertices - 0

Edges - 2

Example - Tube light , Candle , Bottle



e.

Name - Cone

Faces - 2 (1 curve)

Vertices - 0

Edges - 1

Example - Party cap , Ice cream cone

Ex.3 Write the name of the solid figures ,that each object look like.



cylinder



sphere



cuboid



cone



cube



cone



cylinder




cone



sphere

✚ Activity (h. w.)

- Draw or paste the picture of different things that is Cuboid in shape.



UNMA

1