

# Environment



Class VII - NCERT

# Synopsis

---

1. Introduction
2. Meaning of Environment
3. Components of Environment
4. Threats to Environment
5. Biotic & Abiotic
6. Natural Environment
7. Domains of the Environment
8. Biosphere
9. Ecosystem
10. Human environment

# Introduction

---

Whatever we see in our surroundings makes the environment. For examples, table, chair, school, car, parks, newspaper, mountains, rivers, trees, clothes, books and so on.



# Meaning of environment

Environment means the surroundings or conditions in which person, animal, or plant lives or operates.

OR

Environment is the place, people, things and nature that surround any living organism. It is a combination of natural and human made resources

# Components of Environment

It has three components:

**1) Natural** – The natural surroundings.

For example:

- Air
- Water
- Land
- Living things

# Components of Environment

**2) Man made** – It includes all things made by human beings.

For example:

- Buildings
- Parks
- Bridges
- Roads
- Monuments
- Industries

# Components of Environment

**3) Human** – Includes human related values and beliefs.

For example:

- Individual
- Family
- Community
- Religion
- Education
- Political situation
- Economic scenarios

# Threats To Environment

---

**Threats to environment** means anything that can disturb our natural environment. For instance, man made things such as fumes are polluting the air; land is being consumed to build factories; etc.

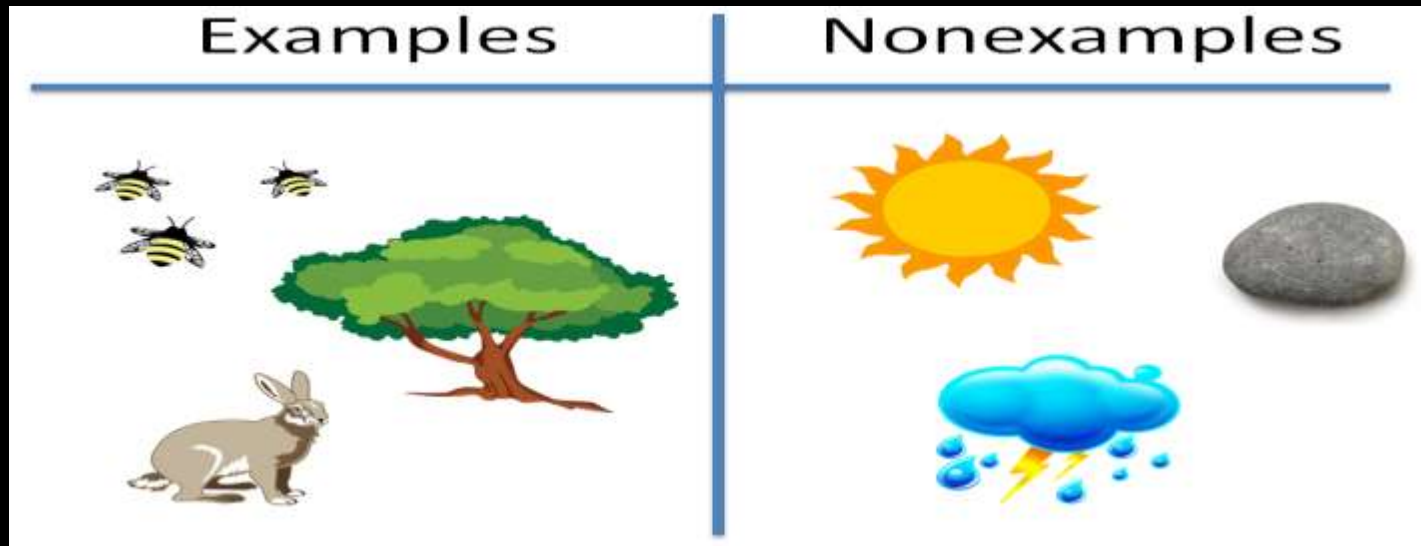




# Biotic and Abiotic

---

- **Biotic** – The world of living organisms or all the living things. For example: Plants, animals, fungi, bacteria, people.
- **Abiotic** – the world of non – living elements. For example: rocks, water, air, sunlight, wind, land, soil.



# Natural Environment

---

Land, water, air, plants and animals makes the natural environment.



## DID YOU KNOW?

The World Environment Day is celebrated on 5<sup>th</sup> of June, every year.

# Domains of the Environment

Domains or different layers of the environment includes:

**1) Lithosphere** – The solid crust or the hard top layer of the earth. It is made up of rocks, minerals and covered by the thin layer of soil.

**2) Hydrosphere** – The waters on the earth's surface, such as lakes, seas, oceans, rivers etc.

# Domains of the Environment

- 3) Atmosphere** – It is the thin layer of air that surrounds the earth. It consists of a number of gases, dust and water vapour. Any change in the atmosphere produces change in the weather and climate.
- 4) Biosphere** – Plant, animals, water, earth and human life makes the biosphere also known as the living world.

# Domains of the Environment

LITHOSPHERE

HYDROSPHERE

**ENVIRONMENT**

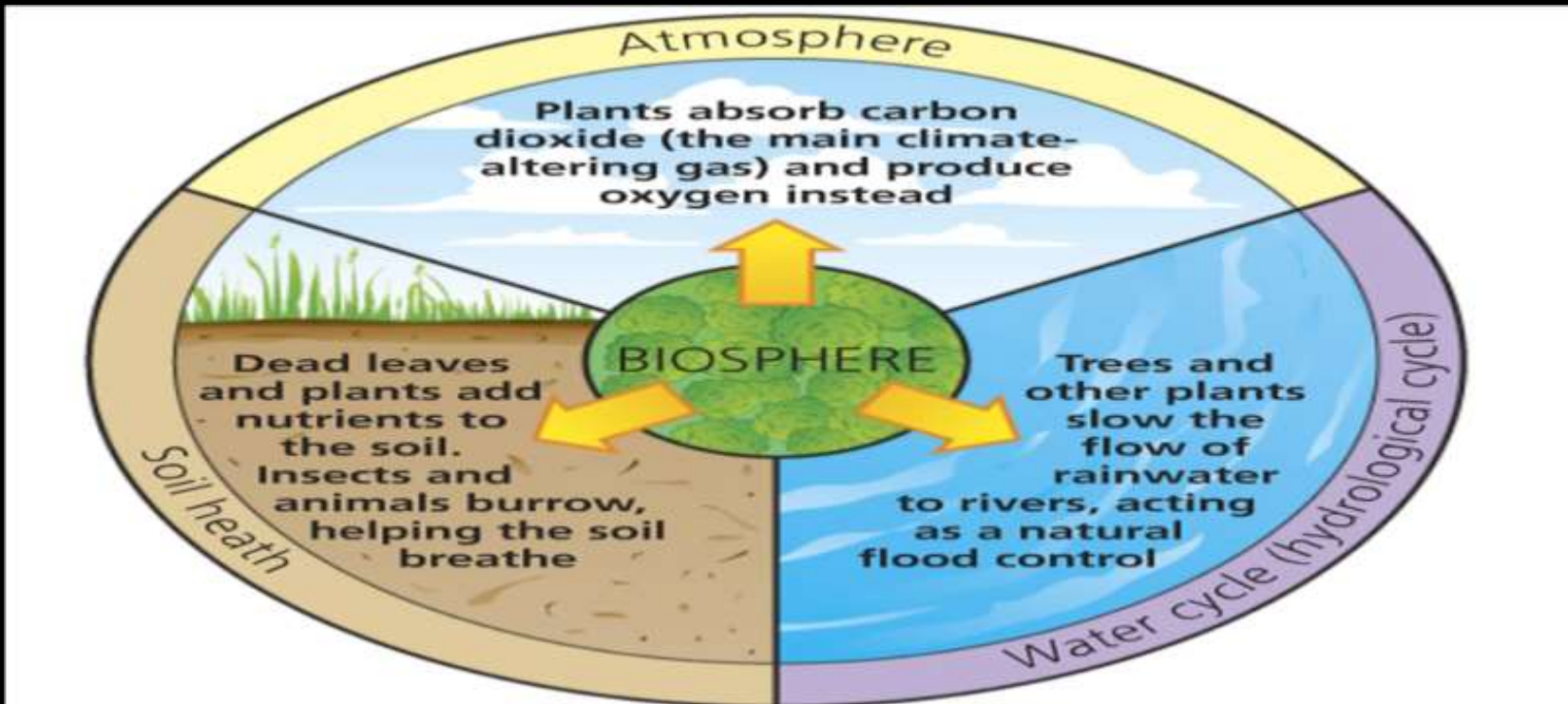
ATMOSPHERE

BIOSPHERE

# Biosphere

---

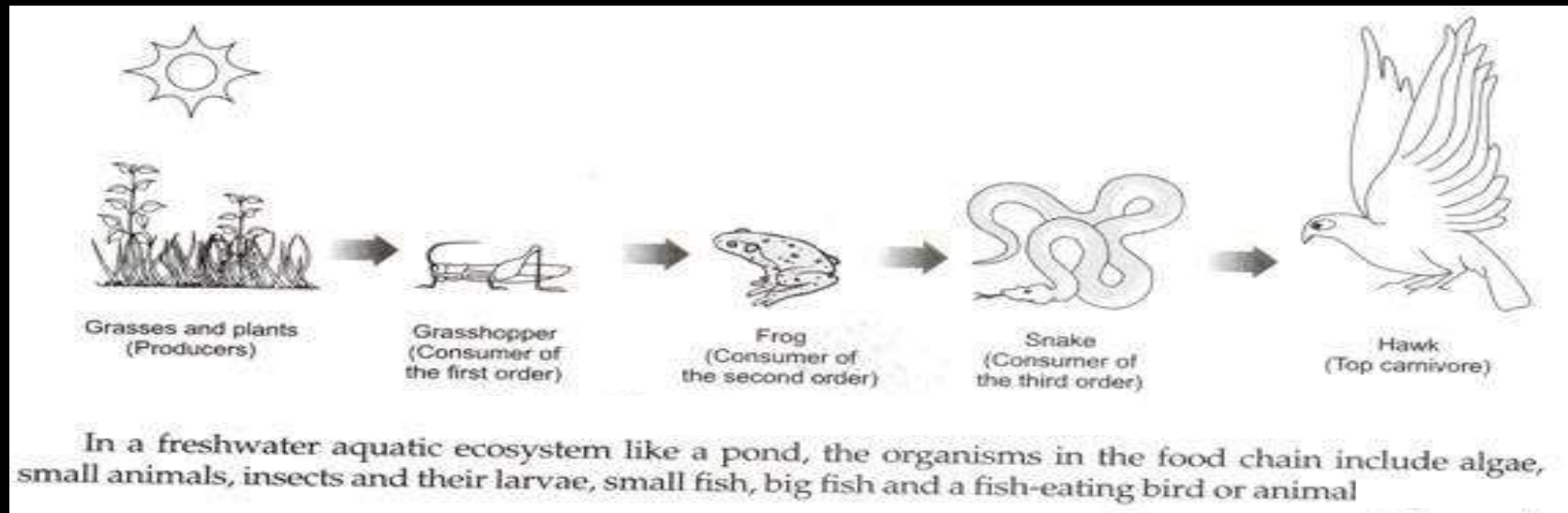
Plant and animal kingdom together make biosphere or the living world. It is a narrow zone of the earth where land, water and air interact with each other to support life.



# Ecosystem

---

An ecosystem includes all of the living things (plants, animals and organisms) in a given area, interacting with each other, and also with their non-living environments (weather, earth, sun, soil, climate, atmosphere).



# Human Environment

---

Human beings interact with the environment on day-to-day basis and modify it according to their needs. Due to modernisation, our needs grew, so we learned new ways to fulfil our needs.

We learned to grow crops and create a system wherein transaction take place. For example: Barter system, trade and commerce, etc.

Furthermore, we gather things as per demands. Example: to construct a building, we need raw materials including rocks and wood. For this, we may look to nature - we can get rocks from the mountains and wood from cutting down trees.



# Thank You!

**Lesson by:**

**Anjali Kaur Suri**

TGT Maths, PGT Economics

M.A. (Economics), M.Com (Finance), PGD Banking & Finance, B.A. Hons (Economics), B.Ed (Maths & SST), NISM, NSDL and IELTS certified.

For enquiries, email [contact@geniusedu.co.in](mailto:contact@geniusedu.co.in)