



a. **Paint button**

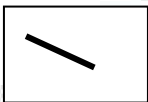
b. Open button

➤ **Fill in the blanks. Choose words from the box.**

[right-click, drag-and-drop, left-click, pointer, wireless, title bar, drawing, pencil, paint]

1. When we move the mouse, we see the mouse pointer move on the monitor.
2. We use left-click to select an item on the monitor.
3. We use drag-and-drop to move an item on the monitor.
4. We use right-click to open a list of options on the monitor.
5. We can use the Paint program to draw and color on a computer.
6. . The top part of the Paint window is called the Title bar .
7. The part of the Paint Screen where we draw is called the drawing area.
8. The pencil tool is found in the Tool's group.

➤ **Name the tools.**



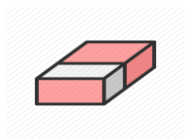
Line



Pencil



Fill with colour



Eraser

➤ Colour the keys with the given colour codes.

Arrow Keys – Green


Backspace Key – Red

Delete Key – Pink





Space bar – Blue

Enter Key - Yellow

Shift Key – Brown



➤ Match the following: -

- |                  |  |   |
|------------------|--|---|
| 1. double-click  |  | a. pressing the left button once          |
| 2. drag-and-drop |  | b. pressing the right button once         |
| 3. right-click   |  | c. move an item                           |
| 4. left-click    |  | d. pressing the left button twice quickly |

➤ Count and write the number of following keys on a Keyboard.

Backspace

1



Arrow

4



Space bar

1

Shift

2



➤ **Answer the following question: -**

**1. Name the four arrow keys?**

Ans - Up Arrow Key, Down Arrow Key, Left Arrow Key, Right Arrow Key.

**2. Which key do we use to type in capital letters?**

Ans - Caps lock Key.

**3. Which key do we use to delete letters typed on the left side of the cursor?**

Ans - BackspaceKey

**4. Write different parts of computer mouse?**

Ans- Left-click, Right-click and scroll wheel.

**5. Write any two uses of a mouse?**

Ans- Select an item, move an item.

**6. What is the use of drag-and -drop?**

Ans- We use drag and drop to move an item.

**7. Which tool do we use to fill colour in a drawing?**

Ans- Fill with colour tool.

**8. Which tool do we use to erase a mistake in a drawing?**

Ans- Eraser tool.

**9. Write the steps to save a drawing in a paint.**

Ans- 1. Left click on the paint button.

2. Left click on the save option, The save as dialog box appears.

3. Type a name for the drawing in the file box.

4. Left click on the save button.

5. The drawing gets saved.

**10. Write the steps to close the paint program.**

Ans. 1. Left click on the paint button.

2. Then left click on the exit option.

**11. Name any two tools found in the shapes group.**

Ans. Rectangle tool, oval tool.

**12. Which tool do we use to draw a circle?**

Ans. Oval tool.

**13. Which option in the colours group do we use to select an outline colour?**

Ans. Colour 1.

**14. Write the steps to open a saved drawing.**

Ans. 1. Left click on the paint button.

2. Left click on the open option.

3. Left click to select a drawing.

4. Left click on the open button to open it.

➤ **Label the parts of the mouse and color it:**

