



पुणे International School

Shree Swaminarayan Gurukul, Zundal

*be humble,
be teachable
and always
keep learning*

STUDENTS STRUCTURE AND CULTURE

DISCIPLINE
VALUES AND ETHICS
LEADERSHIP
FLEXIBLE SCHEDULE
RESPONSIBLE
INVOLVEMENT IN DECISION
MAKING



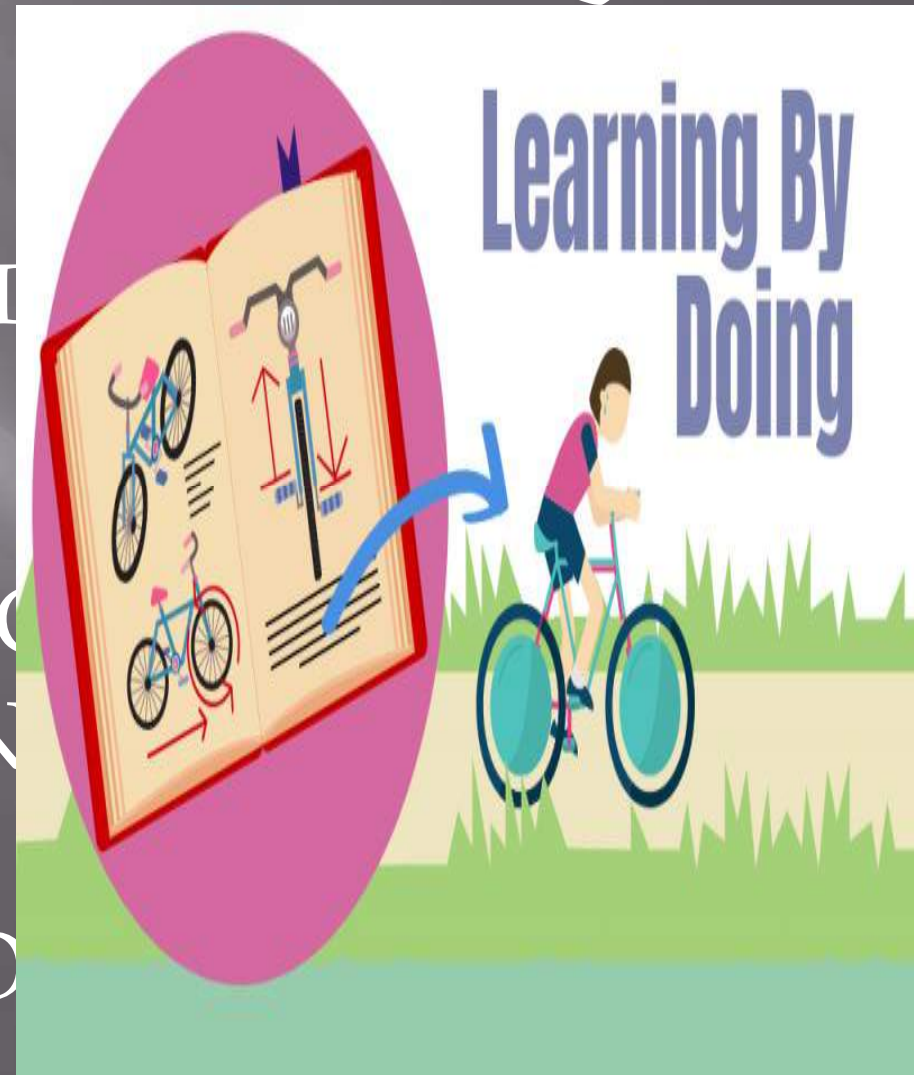
FIVE STRATEGIC AREA FOR THE STUDENTS

- EVALUATING- TRACKING PROCESS
- ENSURING- STUDENTS INVOLVEMENT
- INCREASING- SUCCESSFUL TRANSITIONS

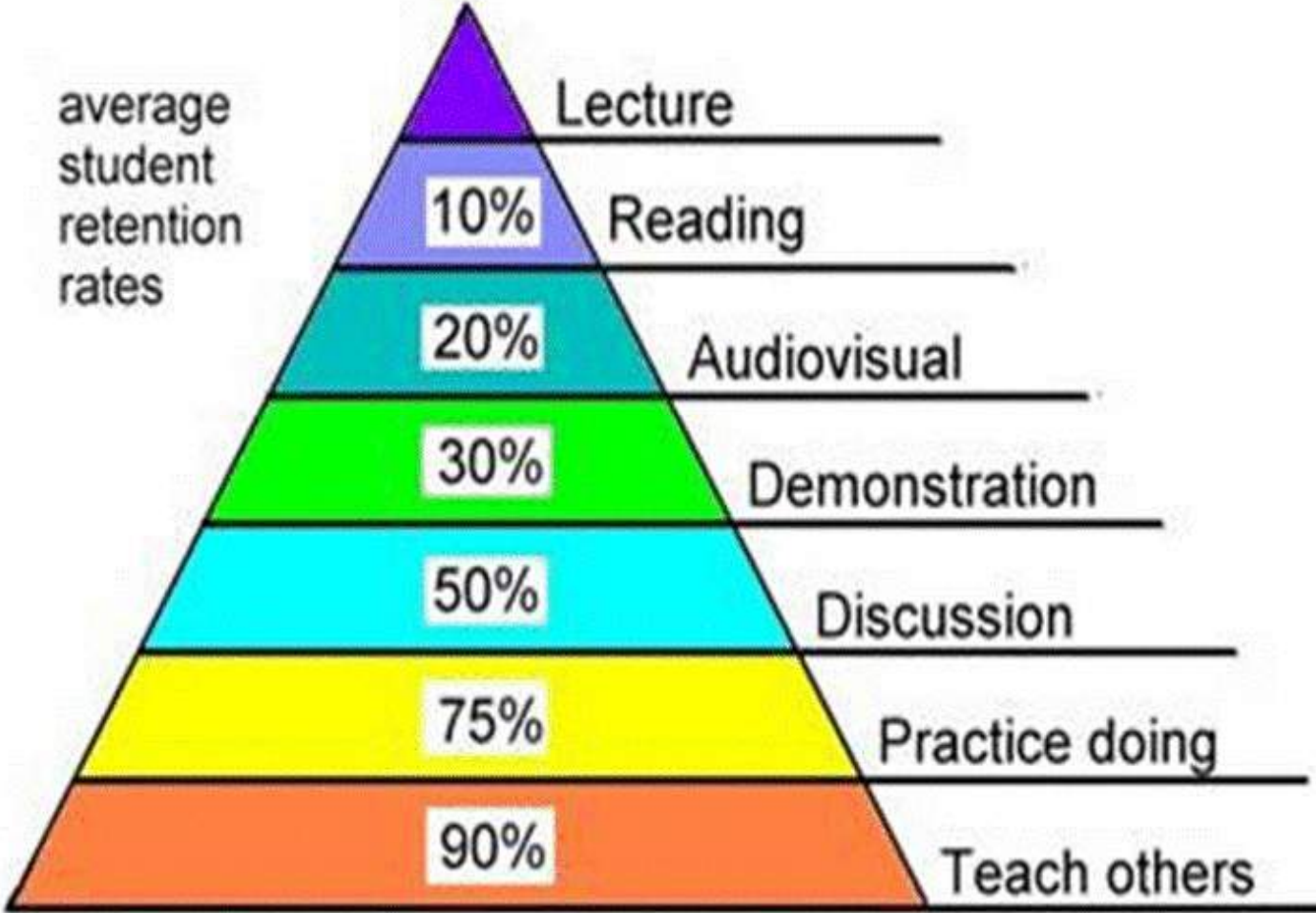


KEY OF TEACHING TECHNIQUE

- INTRODUCTION
- LEARNING PYRAMID
- ENGAGE
- VARIETY
- ACTIVE LEARNING
- RECAPITULATION
- EVALUATION
- LEARNING BY DOING



Learning Pyramid

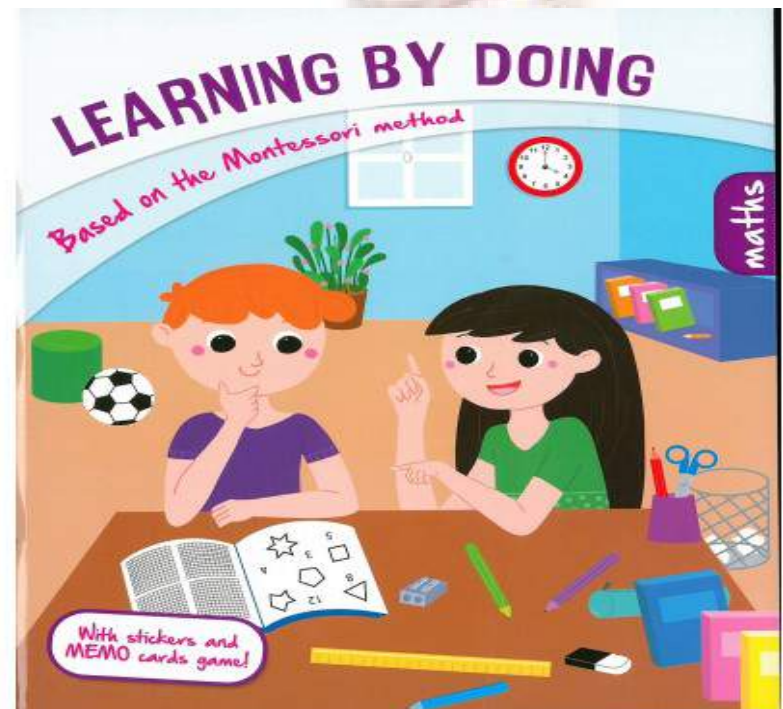


Source: National Training Laboratories, Bethel, Maine

PYRAMID LEARNING OF STUDENTS

GROUP TEACHING

- PROJECT METHOD
- FIELD TRIP
- PROBLEM SOLVING LEARNING
- ROLE PLAY
- NARRATIVE
- STORY TELLING
- MODEL BUILDING
- BUZZ SESSION
- DOUBT SESSION
- REAL LIFE LEARNING



SYLLABUS FOR THE MONTH OF OCTOBER

Unit 6

Poem : If I Were an Apple

Ch : Our Tree

Grammar :

Ch : Verbs (Present and Past tense)

Ch : Verb (Am, Is , Are)

Unit 7

Poem : A Kite

Ch : Sundari

Reading Skills : Comprehension

Writing Skills : Essay and Story

Flow chart : Verbs

Unit-6 IF I WERE AN APPLE(poem)




Unit - 6

Poetry - If I Were An Apple

In this beautiful poem the child wants to become an apple and one day wants to fall on nice boy like him by giving him joy.



Activity: Fill the colour



Prose-ch . Our Tree

Through this chapter children would learn about their environment.

Importance of trees in human life.


What trees give us

Activity : To plant small plant.



Unit-7 A Kite(poem)






Unit - 7

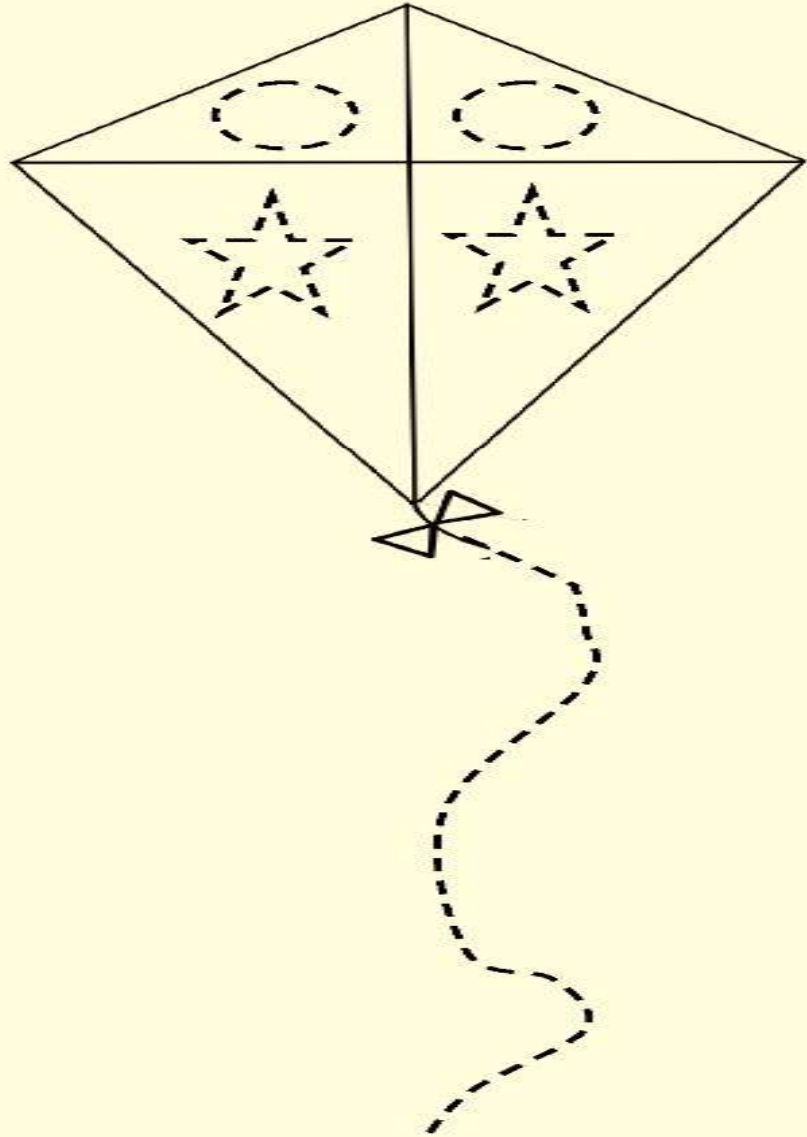
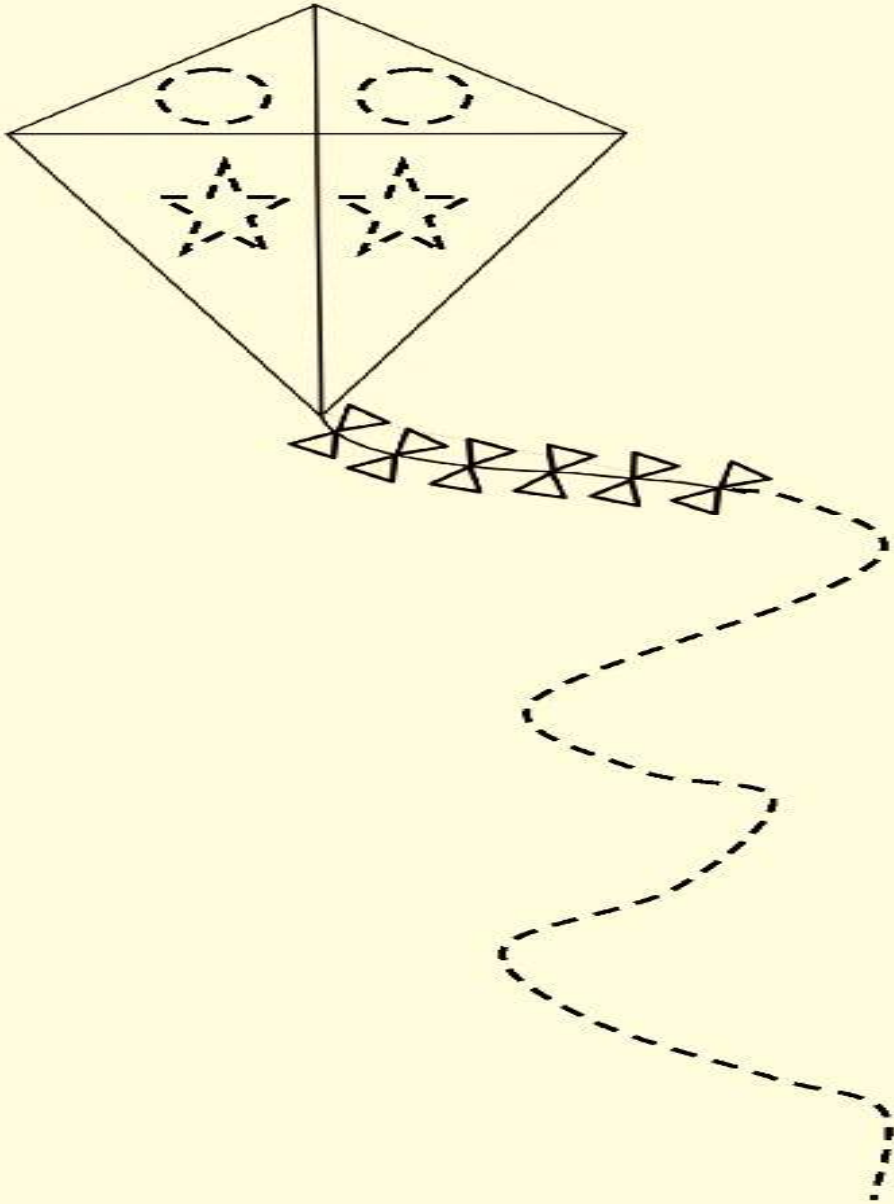
Poem - A Kite

This is imagination of a child in this meaningful poem the child wishes to become a kite and fly high in

Audio Visual: A Kite



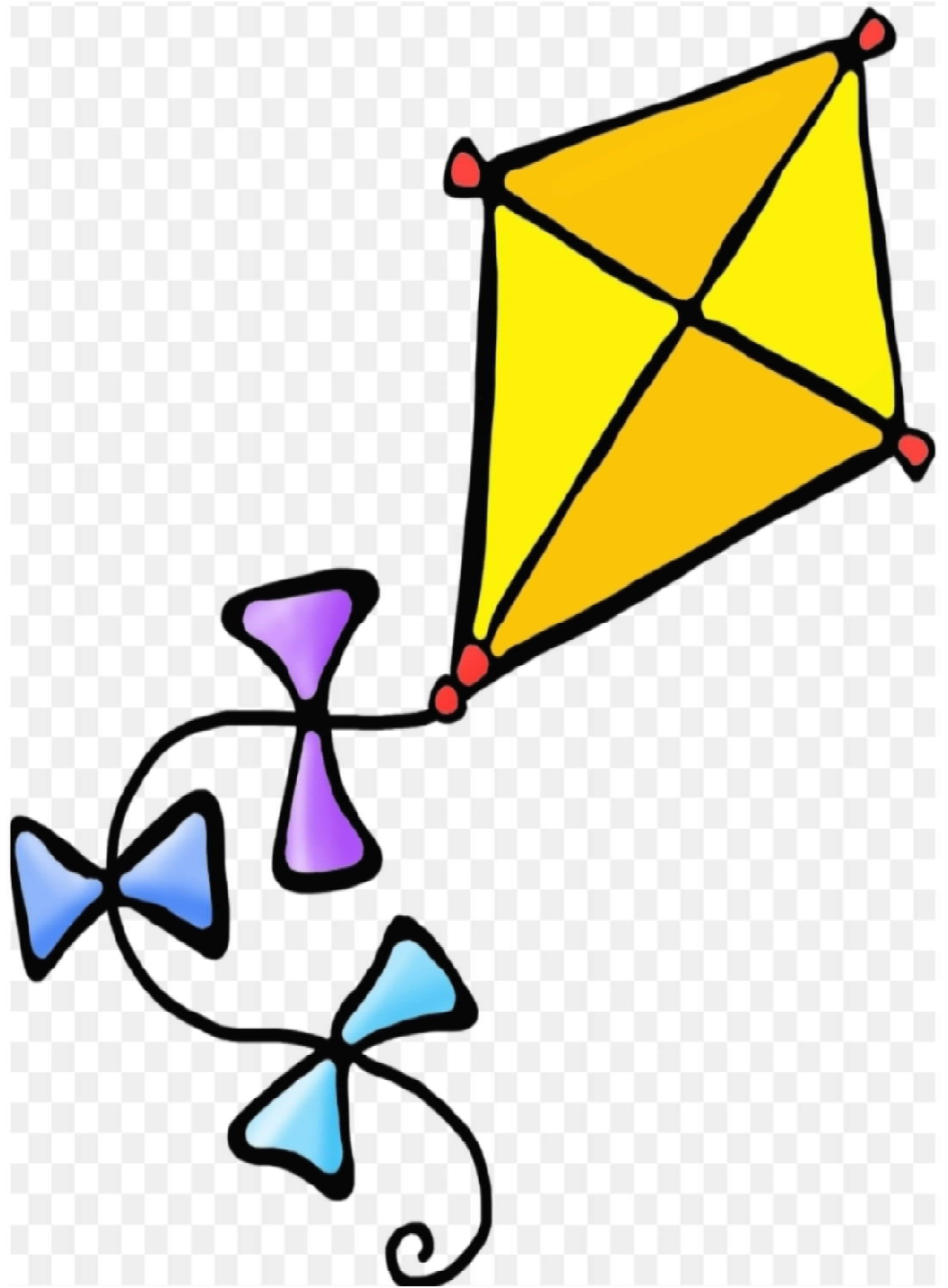
Activity :- Trace and Fill up the color



Prose-ch :Sundari

- ▣ In this Ch Sundari its beautiful story of a boy Bobby who makes a kite and named it as Sundari. Children can be made aware of Kite festival.

▣ Activity on kite



Writing Skill

□ Story writing

- A Frog
- A small meaningful story for kids

easy to understand and motivate them.

- With Moral :
- “Be Deaf to Negativity”



Writing Skills Essay writing

- Topic : Navratri
- ❖ Writing skill help children to enhance and develop writing part.
- ❖ Learning new words, knowledge of that particular topic help them to think.
- ❖ Children will come to know about our



Flowchart : Verbs

Action words are called Verbs.

**Action in
Present Tense**

walk/walks
play/ plays
paint/ paints

Varun Walks to school
everyday

**Action in
Past Tense**

Walked
Played
painted

Varun walked to school
yesterday.

Verb

Am , is , are

Simple Present

Verb: "to be" - AFFIRMATIVE

I am

He is


We are

She is

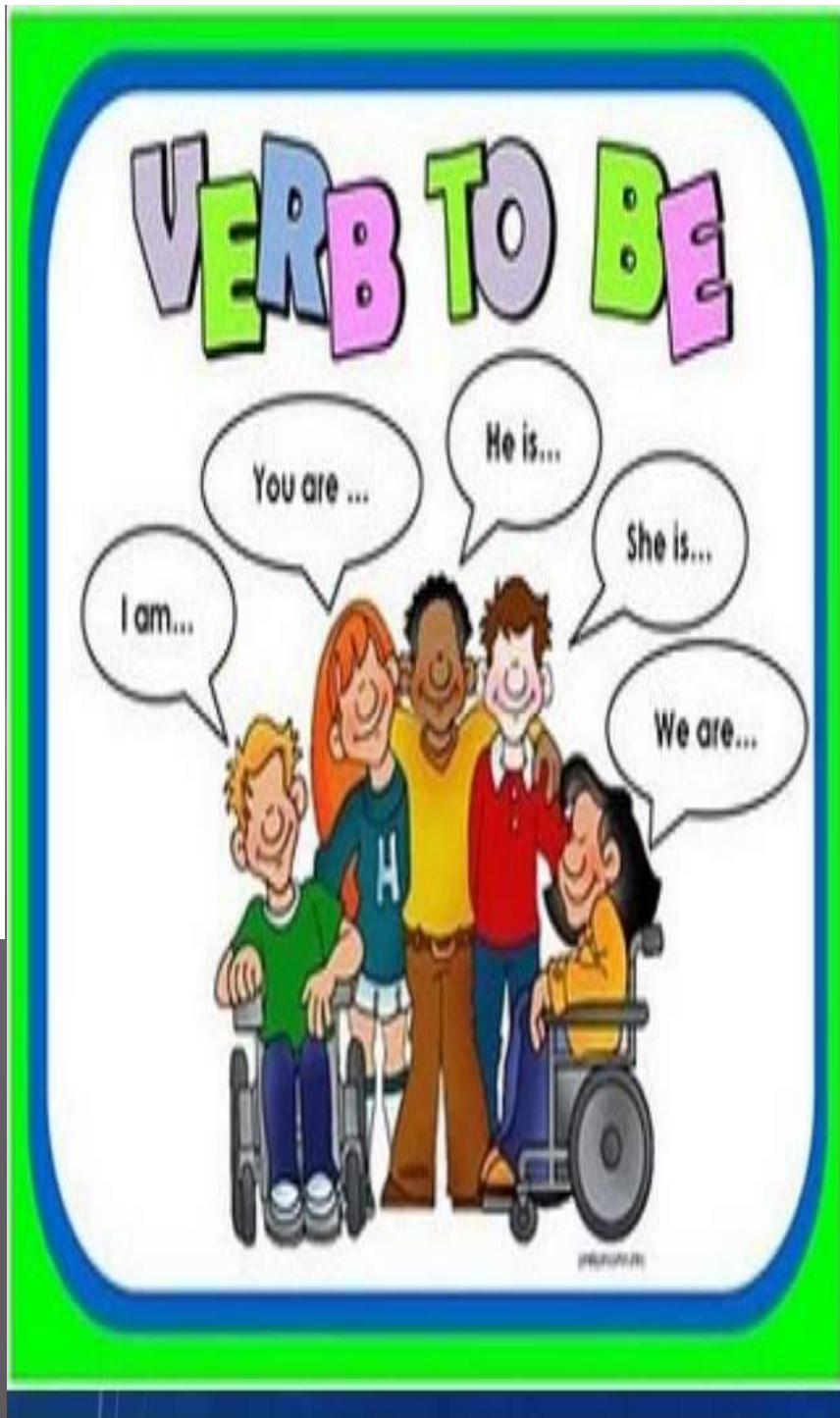
You are

It is

They are



Singular	Pronouns	Verb Be
	I	am
	you	are
	he	is
	she	
	it	
Plural	we	are
	you	
	they	



VER
We use

Am with I

**Is with he, she it and
singular nouns**

- **Are with you, we, they**

MATHEMATICS

- ▣ SYLLABUS for month of October

- ▣ CHAPTER-6 TIME.

- ▣ CHAPTER-7
MEASUREMENT.

CHAPTER-6 TIME.

▣ **Summary:**

▣ **The period between the sunrise and sunset is called as DAY.**

▣ **The period between the sunset and sunrise is called**

There are four types of day.

▣ MORNING



EVENING



NOON



NIGHT



ACTIVITY throughout the day.

Get up in the morning.



Ready for school



Eat lunch
the evening


play in

Take dinner



Number the activity in SEQUENCES

- ▣ How we get potato sabji ready to eat.
- ▣ Let's see..



CHAPTER-7 MEASUREMENT

LONGER-SHORTER

LONGEST-SHORTEST



Shorter



Shortest



Longer



Longest




▣ TALLER -



Taller

Shorter

▣ TALLEST -



Shortest


Tallest

THICKER-

THICKEST-



Thinner



Thicker



Thickest



Thinnest



▣ HEAVIER-

▣ HEAVIEST-
LIGHTEST



Heavier



Lighter



Heaviest



Lightest

MEASUREMENT

- ▣ **We use span to measure.**



ENVIRONMENTAL SCIENCE

**CHAPTER-10 (PEOPLE
AT WORK)
&
CHAPTER-11
(IN MY SCHOOL)**

PEOPLE AT WORK



doctor



police



watchman

▣ Lets see
around us
and
recognize
the people
by their
work

IN MY SCHOOL



Teacher



Librarian



Bus
Driver

▣ Lets
recogni
ze the
people
work in
school

MATCH THE NAME OF OBJECTS WHICH IS USED BY THE PERSON

- ▣ Teacher
- ▣ Mason
- ▣ Tailor
- ▣ Carpenter
- ▣ Watchmen
- ▣ Sweeper
- ▣ Doctor
- ▣ Scissors
- ▣ Hammer
- ▣ Books
- ▣ Injection
- ▣ whistle
- ▣ Broom
- ▣ Brick Hammer

Teaching & learning based on CBSE guidelines

Learning

People contribute to society by their work in different manners.

Reading

Lesson
Pronunciation
Difficult Words
Meaning of New

Writing

New Words
Fill in the blanks
Question-Answers
Activities

पूना इन्टरनेशनल स्कूल



रिमाझिम-1

पहली कक्षा के लिए हिंदी की पाठ्यपुस्तक



पाठ-१२

गैद और बल्ला

३.३. शिर - कर्णवर्ण

शिर ते कर्णवर्ण ते कर्णवर्ण — शिर ते कर्णवर्ण ते कर्णवर्ण ते कर्णवर्ण
कर्णवर्ण ते कर्णवर्ण — कर्णवर्ण ते कर्णवर्ण ते कर्णवर्ण ते कर्णवर्ण
शिर ते कर्णवर्ण ते कर्णवर्ण — कर्णवर्ण ते कर्णवर्ण ते कर्णवर्ण ते कर्णवर्ण
कर्णवर्ण

शिर कर्णवर्णवर्ण — कर्णवर्णवर्णवर्ण — कर्णवर्णवर्णवर्णवर्ण
कर्णवर्णवर्णवर्णवर्णवर्णवर्णवर्णवर्णवर्णवर्णवर्णवर्णवर्णवर्णवर्णवर्णवर्णवर्ण



शब्दार्थ

पास - समीप
निराश - उदास
आग - अग्नि
सूप - छाज
भूप - राजा







बंदर गया खेत में भाग,
चुट्टर-मुट्टर तोड़ा साग।

आग जलाकर चट्टर-मट्टर,
साग पकाया खदर-बदर।

सापड़-सूपड़ खाया खूब,
पोंछा मुँह उखाड़कर दूब।

चलनी बिछा, ओढ़कर सूप,
डटकर सोए बंदर भूप।

13. बंदर गया खेत में भाग







आलू



प्याज



टमाटर



पालक



बैंगन



भिंडी



करेला



लौकी



गाजर




मिर्च

सब्जियों के नाम





आम




अनानास



सेब




अंगूर



केला



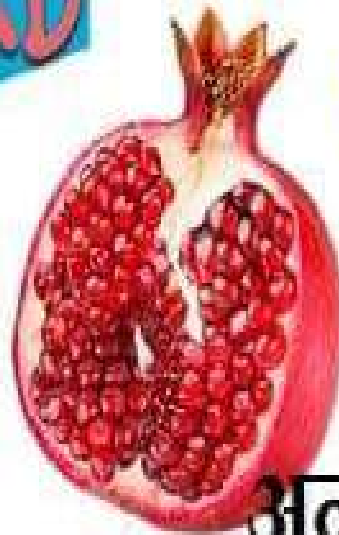
फलों के नाम



खजूर



पपीता



अनार

▣ बन्दर की कविता



0190908-WA006!

मेरा परिचय

मेरा नाम राम है ।

मैं कक्षा एक में पढ़ता हूँ ।

मैं छ साल का हूँ ।

मुझे आम खाना पसंद है ।

मुझे हांकी खेलना पसंद है ।

मेरी पाठशाला का नाम पीआइएस है ।



ory_I_Panchatantra_

पुनरावर्तन विषय सूचि

शब्दो का ज्ञान

मात्राओ का ज्ञान

पाठ वाचन

काव्य वाचन

शब्दार्थ वाचन

फलो के नाम

सब्जीयो के नाम

मेरा परिचय

एक शब्द के अनेक शब्द

जय

स्वामीनारायण

धन्यवाद



**TEACHING LEARNING
METHODOLOGY
COMPUTER**

FOR THE MONTH OF AUGUST

TEXT BOOK OF COMPUTER FOR

GRADE: 1



Split up syllabus

- ▣ **Chapter -4 Know the Keyboard**

- **Keyboard**

- **Cursor**


Types of keys

Image of keyboard



Key board: We use key board to write on computer.

Cursor :A blinking line on the monitor




http://www.

gettyimages®
Paulus Rusyanto / EyeEm

Alphabetic keys


- These are marked with the English alphabets from A to Z. There are 26 alphabetic keys.



- They are placed closely so that our fingers can reach there easily.

Number keys

- ▣ The key marked with numbers from 0 to 9 are called Number Keys



- ▣ The number keys are also placed at the right side of the Keyboard known as Numeric Keypad

Spacebar key

- ▣ Longest Key on the Keyboard.
- ▣ Used to give spaces between



Enter key

- ▣ Used to move the cursor to the next line.



Back space

- ▣ Used to delete letters and numbers

▣ 59 ←

